



Asset
Management

Schwab Funds®

Schwab® VIT Portfolios

Schwab® VIT Balanced Portfolio	SWB1Z
Schwab® VIT Balanced with Growth Portfolio	SWC1Z
Schwab® VIT Growth Portfolio	SWG1Z

Schwab VIT Portfolios

Fund Summaries	
Schwab VIT Balanced Portfolio	1
Schwab VIT Balanced with Growth Portfolio	6
Schwab VIT Growth Portfolio	12
Fund Details	18
Investment Objectives, Strategies and Risks	18
Portfolio Holdings	26
Financial Highlights	27
The Funds' Investments in Asset Classes and Sub-Asset Classes	30
Fund Management	31
Investing in the Funds	32
Share Price	32
Additional Policies Affecting Your Investment	33
Distributions and Taxes	34
Additional Information About the Funds' Composite Indices	35

Schwab[®] VIT Balanced Portfolio

Ticker Symbol: SWB1Z

Investment Objective

The fund seeks long-term capital appreciation and income.

Fund Fees and Expenses

This table describes the fees and expenses you may pay if you buy, hold and sell shares of the fund. **You may pay other fees, such as brokerage commissions and other fees to financial intermediaries, which are not reflected in the table and Example below.** This table does not reflect the fees and expenses of any insurance company separate account or variable insurance contract issued by such insurance company. If they were reflected, fees would be higher.

Shareholder Fees (fees paid directly from your investment)	None
Annual Fund Operating Expenses (expenses that you pay each year as a % of the value of your investment)	
Management fees	0.45
Distribution (12b-1) fees	None
Other expenses	0.08
Acquired fund fees and expenses (AFFE) ⁽¹⁾	0.05
Total annual fund operating expenses (including AFFE)⁽¹⁾	0.58

⁽¹⁾ AFFE reflect fees and expenses incurred indirectly by the fund through its investments in the underlying funds. The total annual fund operating expenses in the fee table may differ from the expense ratios in the fund's "Financial Highlights" that include only the fund's direct operating expenses and not AFFE.

Example

This example is intended to help you compare the cost of investing in the fund with the cost of investing in other funds. The example assumes that you invest \$10,000 in the fund for the time periods indicated and then redeem all of your shares at the end of those time periods. The example also assumes that your investment has a 5% return each year and that the fund's operating expenses remain the same. The figures are based on total annual fund operating expenses (including AFFE) after any expense reduction. This example does not reflect the fees and expenses of any insurance company separate account or variable insurance contract issued by such insurance company. If they were reflected, costs would be higher. Your actual costs may be higher or lower.

Expenses on a \$10,000 Investment

1 Year	3 Years	5 Years	10 Years
\$59	\$186	\$324	\$726

Portfolio Turnover

The fund pays transaction costs, such as commissions, when it buys and sells securities (or "turns over" its portfolio). A higher portfolio turnover may indicate higher transaction costs. These costs, which are not reflected in the annual fund operating expenses or in

the example, affect the fund's performance. During the most recent fiscal year, the fund's portfolio turnover rate was 19% of the average value of its portfolio.

Principal Investment Strategies

To pursue its goal, the fund aims to provide diversification across major asset classes, including domestic equity securities, international equity securities, real assets, fixed income securities and money market investments, as well as diversification across a range of sub-asset classes within the major asset classes. The fund gains exposure to these asset classes by primarily investing in affiliated exchange-traded funds (ETFs) from Schwab Funds (the Schwab ETFs). The fund may also invest in affiliated mutual funds from Schwab Funds and unaffiliated third-party ETFs and mutual funds (all such ETFs and mutual funds referred to as "underlying funds"). The fund will generally invest in a Schwab ETF that, in the investment adviser's opinion, corresponds to a sub-asset class and is competitive with unaffiliated third-party ETFs.

The fund normally will invest, including its investments in the underlying funds, at least 25% of its assets in equity securities and at least 25% of its assets in fixed-income securities, which may include bonds, cash equivalents, money market funds and money market investments. As of the date of this prospectus, the fund's target asset class allocation ranges are 38-68% in fixed-income securities, and 32-62% in equity securities.

Each underlying fund may invest directly in equity, fixed income or other securities or investments, as appropriate, consistent with its investment objective, strategies and policies. Through its investments in underlying funds that invest in equity securities, the fund invests principally in large-cap stocks of U.S. and international developed-market countries, small-cap stocks of U.S. companies and stocks of emerging countries. The fund also invests in underlying funds that invest in fixed-income investments, principally treasury bonds, corporate bonds and securitized bonds, which are primarily of investment grade. The fund's investments in underlying funds that seek exposure to real assets include funds that invest in real estate investment trusts (REITs) and other companies related to the real estate industry. The fund may also invest in underlying funds that seek exposure to commodities. Finally, the fund may invest in money market investments, primarily through underlying funds that are money market funds.

The investment adviser has discretion to select the underlying fund investments and adjust the fund's underlying fund allocations within a particular asset class based on the following considerations: market trends, its outlook for a given market capitalization and sub-asset class, and the underlying funds' performance in various market conditions.

The fund intends to invest in a combination of underlying funds; however, the fund may invest directly in securities represented in

the major asset classes noted above. The fund may invest in derivatives, primarily to seek returns on the fund's otherwise uninvested cash assets. By using these instruments, the fund potentially can offset the impact on its performance of keeping some assets in cash.

For temporary defensive purposes during unusual economic or market conditions or for liquidity purposes, the fund may hold a significant amount of its assets in cash, money market instruments, repurchase agreements and other short-term obligations. When the fund engages in such activities, it may not achieve its investment objective.

The fund also may lend portfolio securities to earn additional income. Any income realized through securities lending may help fund performance.

Principal Risks

The fund is subject to risks, any of which could cause an investor to lose money. The fund's principal risks include:

Asset Allocation Risk. The fund is subject to the risk that the selection of the underlying funds and the allocation of the fund's assets among the various asset classes and market segments may cause the fund to underperform other funds with a similar investment objective.

Conflicts of Interest Risk. The investment adviser's authority to select and substitute underlying funds from a variety of affiliated and unaffiliated mutual funds and ETFs may create a conflict of interest because the fees paid to it and its affiliates by some underlying funds are higher than the fees paid by other underlying funds. The investment adviser also may have an incentive to select an affiliated underlying fund for other reasons, including to increase assets under management or to support new investment strategies. In addition, other conflicts of interest may exist where the best interests of the affiliated underlying fund may not be aligned with those of the fund. However, the investment adviser is a fiduciary to the fund and is legally obligated to act in the fund's best interests when selecting underlying funds.

Market Risk. Financial markets rise and fall in response to a variety of factors, sometimes rapidly and unpredictably. Markets may be impacted by economic, political, regulatory and other conditions, including economic sanctions and other government actions. In addition, the occurrence of global events, such as war, terrorism, environmental disasters, natural disasters and epidemics, may also negatively affect the financial markets. As with any investment whose performance is tied to these markets, the value of an investment in the fund will fluctuate, which means that an investor could lose money over short or long periods.

Securities Lending Risk. Securities lending involves the risk of loss of rights in, or delay in recovery of, the loaned securities if the borrower fails to return the security loaned or becomes insolvent.

ETF Risk. When the fund invests in an ETF, it will bear a proportionate share of the ETF's expenses. In addition, lack of liquidity in the market for an ETF's shares can result in its value being more volatile than the underlying portfolio of securities.

Direct Investment Risk. The fund may invest directly in cash, cash equivalents and equity and fixed-income securities, including money market securities, to maintain its allocations. The fund's direct investment in these securities is subject to the same or similar risks as an underlying fund's investment in the same securities.

Underlying Fund Investment Risk. Before investing in the fund, investors should assess the risks associated with the underlying funds in which the fund may invest, which include any combination of the risks described below.

- **Equity Risk.** The prices of equity securities rise and fall daily. These price movements may result from factors affecting individual companies, industries or the securities market as a whole. In addition, equity markets tend to move in cycles, which may cause stock prices to fall over short or extended periods of time.
- **Market Capitalization Risk.** Securities issued by companies of different market capitalizations tend to go in and out of favor based on market and economic conditions. During a period when securities of a particular market capitalization fall behind other types of investments, an underlying fund's performance could be impacted.
- **Foreign Investment Risk.** An underlying fund's investments in securities of foreign issuers involve certain risks that may be greater than those associated with investments in securities of U.S. issuers. These include risks of adverse changes in foreign economic, political, regulatory and other conditions; changes in currency exchange rates or exchange control regulations (including limitations on currency movements and exchanges); the imposition of economic sanctions or other government restrictions; differing accounting, auditing, financial reporting and legal standards and practices; differing securities market structures; and higher transaction costs. These risks may negatively impact the value or liquidity of an underlying fund's investments, and could impair the underlying fund's ability to meet its investment objective or invest in accordance with its investment strategy. There is a risk that investments in securities denominated in, and/or receiving revenues in, foreign currencies will decline in value relative to the U.S. dollar or, in the case of hedging positions, that the U.S. dollar will decline in value relative to the currency hedged, resulting in the dollar value of an underlying fund's investment being adversely affected.
- **Emerging Markets Risk.** Emerging market countries may be more likely to experience political turmoil or rapid changes in market or economic conditions than more developed countries. Emerging market countries often have less uniformity in accounting, auditing, financial reporting and recordkeeping requirements and greater risk associated with the custody of securities. In addition, the financial stability of issuers (including governments) in emerging market countries may be more precarious than in developed countries. As a result, there may be an increased risk of illiquidity and price volatility associated with an underlying fund's investments in emerging market countries, which may be magnified by currency fluctuations relative to the U.S. dollar, and, at times, it may be difficult to value such investments.

- **Growth Investing Risk.** Certain of the underlying funds pursue a “growth style” of investing. Growth investing focuses on a company’s prospects for growth of revenue and earnings. If a company’s earnings or revenues fall short of expectations, its stock price may fall dramatically. Growth stocks also can perform differently from the market as a whole and other types of stocks and can be more volatile than other types of stocks. Since growth companies usually invest a high portion of earnings in their business, they may lack the dividends of value stocks that can cushion stock prices in a falling market. Growth stocks may also be more expensive relative to their earnings or assets compared to value or other stocks.
- **Value Investing Risk.** Certain of the underlying funds may pursue a “value style” of investing. Value investing focuses on companies whose stocks appear undervalued in light of factors such as the company’s earnings, book value, revenues or cash flow. If an underlying fund’s investment adviser’s (or sub-adviser’s) assessment of a company’s value or prospects for exceeding earnings expectations or market conditions is wrong, the underlying fund could suffer losses or produce poor performance relative to other funds. In addition, “value stocks” can continue to be undervalued by the market for long periods of time.
- **Fixed-Income Risk.** Interest rates rise and fall over time, which will affect an underlying fund’s yield and share price. A change in a central bank’s monetary policy or economic conditions, among other things, may result in a change in interest rates. A rise in interest rates could cause an underlying fund’s share price to fall. The credit quality of a portfolio investment could also cause an underlying fund’s share price to fall. An underlying fund could lose money if the issuer or guarantor of a portfolio investment or the counterparty to a derivatives contract fails to make timely principal or interest payments or otherwise honor its obligations. Fixed-income securities may be paid off earlier or later than expected. Either situation could cause an underlying fund to hold securities paying lower-than-market rates of interest, which could hurt an underlying fund’s yield or share price. Below investment-grade bonds (junk bonds) involve greater credit risk, are more volatile, involve greater risk of price declines and may be more susceptible to economic downturns than investment-grade securities.
- **Interest Rate Risk.** Interest rates rise and fall over time. As with any investment whose yield reflects current interest rates, an underlying fund’s yield will change over time. During periods when interest rates are low, an underlying fund’s yield (and total return) also may be low. Changes in interest rates also may affect an underlying fund’s share price: a rise in interest rates generally causes an underlying fund’s share price to fall. The longer an underlying fund’s portfolio duration, the more sensitive to interest rate movements its share price is likely to be. Also, a change in a central bank’s monetary policy or economic conditions, among other things, may result in a change in interest rates, which could have sudden and unpredictable effects on the markets and significantly impact the value of fixed-income securities in which the underlying fund invests.
- **Credit Risk.** A decline in the credit quality of an issuer or guarantor of a portfolio investment could cause an underlying fund to lose money or underperform. An underlying fund could lose money if, due to a decline in credit quality, the issuer or guarantor of a portfolio investment fails to make, or is perceived as being unable or unwilling to make, timely principal or interest payments or otherwise honor its obligations.
- **Prepayment and Extension Risk.** Certain fixed income securities are subject to the risk that the securities may be paid off earlier or later than expected, especially during periods of falling or rising interest rates, respectively. Prepayments of obligations could cause an underlying fund to forgo future interest income on the portion of the security’s principal repaid early and force the underlying fund to reinvest that money at the lower prevailing interest rates. Extensions of obligations could cause the fund to exhibit additional volatility and hold securities paying lower-than-market rates of interest. Either case could hurt the underlying fund’s performance.
- **U.S. Government Securities Risk.** Some of the U.S. government securities that the underlying funds invest in are not backed by the full faith and credit of the U.S. government, which means they are neither issued nor guaranteed by the U.S. Treasury. Issuers such as the Federal Home Loan Banks (FHLB) maintain limited access to credit lines from the U.S. Treasury. Certain securities, such as obligations issued by the Federal Farm Credit Banks Funding Corporation, are supported solely by the credit of the issuer. There can be no assurance that the U.S. government will provide financial support to securities of its agencies and instrumentalities if it is not obligated to do so under law. Also, any government guarantees on securities the underlying funds own do not extend to shares of the underlying funds themselves.
- **Real Estate Investment Risk.** An underlying fund in which the fund may invest may have a policy of concentrating its investments in real estate companies and companies related to the real estate industry. As such, an underlying fund is subject to risks associated with the direct ownership of real estate securities and the fund’s investment in such an underlying fund is subject to risks associated with the direct ownership of real estate securities and an investment in the underlying fund will be closely linked to the performance of the real estate markets. These risks include, among others, declines in the value of real estate; risks related to general and local economic conditions; possible lack of availability of mortgage funds or other limits to accessing the credit or capital markets; defaults by borrowers or tenants, particularly during an economic downturn; and changes in interest rates.
- **Real Estate Investment Trusts (REITs) Risk.** An underlying fund may invest in REITs. An underlying fund’s investments in REITs will be subject to the risks associated with the direct ownership of real estate, including fluctuations in the value of underlying properties, defaults by borrowers or tenants, changes in interest rates and risks related to general or local economic conditions. REITs are also subject to certain additional risks. For example, equity REITs may be affected by changes in the value of the underlying properties owned by the trusts, and mortgage REITs may be affected by the quality of any credit extended. Further, REITs may have their investments in relatively

few properties, a small geographic area or a single property type. In addition, REITs have their own expenses, and the underlying fund will bear a proportionate share of those expenses.

- **Mortgage-Backed and Mortgage Pass-Through Securities Risk.** Mortgage-backed securities tend to increase in value less than other debt securities when interest rates decline, but are subject to similar or greater risk of decline in market value during periods of rising interest rates. Certain of the mortgage-backed securities in which an underlying fund may invest are issued or guaranteed by agencies or instrumentalities of the U.S. government but are not backed by the full faith and credit of the U.S. government. There can be no assurance that the U.S. government would provide financial support to its agencies or instrumentalities where it was not obligated to do so which can cause an underlying fund to lose money or underperform. The risks of investing in mortgage-backed securities include, among others, interest rate risk, credit risk, prepayment risk and extension risk. Transactions in mortgage pass-through securities often occur through to-be-announced (TBA) transactions. An underlying fund could lose money or underperform if a TBA counterparty defaults or goes bankrupt.
- **Portfolio Turnover Risk.** Certain of the underlying funds may buy and sell portfolio securities actively. If they do, their portfolio turnover rate and transaction costs will rise, which may lower the underlying fund's performance and may increase the likelihood of capital gains distributions.
- **Liquidity Risk.** An underlying fund may be unable to sell certain securities, such as illiquid securities, readily at a favorable time or price, or the underlying fund may have to sell them at a loss.
- **Derivatives Risk.** An underlying fund's use of derivative instruments involves risks different from, or possibly greater than, the risks associated with investing directly in securities and other traditional investments. An underlying fund's use of derivatives could reduce the underlying fund's performance, increase its volatility, and could cause the underlying fund to lose more than the initial amount invested. In addition, investments in derivatives may involve leverage, which means a small percentage of assets invested in derivatives can have a disproportionately large impact on an underlying fund.
- **Securities Lending Risk.** Certain underlying funds engage in securities lending, which involves the risk of loss of rights in, or delay in recovery of, the loaned securities if the borrower fails to return the security loaned or becomes insolvent.
- **Management Risk.** An underlying fund may be an actively managed mutual fund. Any actively managed mutual fund is subject to the risk that its investment adviser (or sub-adviser(s)) will make poor security selections. An underlying fund's adviser applies its own investment techniques and risk analyses in making investment decisions for the underlying fund, but there can be no guarantee that they will produce the desired results.
- **Investment Style Risk.** Certain underlying funds seek to track the performance of various segments of the stock market, as measured by their respective indices. Such underlying funds follow these stocks during upturns as well as downturns. Because

of their indexing strategy, these underlying funds do not take steps to reduce market exposure or to lessen the effects of a declining market. In addition, because of an underlying fund's expenses, the underlying fund's performance is normally below that of the index. Errors relating to an index may occur from time to time and may not be identified by the underlying fund's index provider for a period of time. In addition, market disruptions could cause delays in an underlying fund's index's rebalancing schedule. Such errors and/or market disruptions may result in losses for an underlying fund.

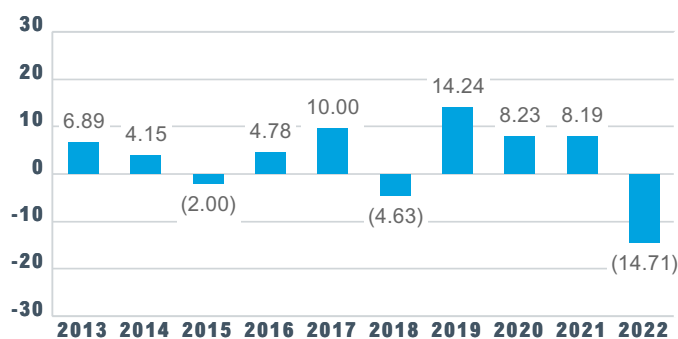
- **Tracking Error Risk.** An underlying fund may seek to track the performance of its benchmark index, although it may not be successful in doing so. The divergence between the performance of a fund and its benchmark index, positive or negative, is called "tracking error." Tracking error can be caused by many factors and it may be significant.
- **Concentration Risk.** To the extent that an underlying fund's portfolio is concentrated in the securities of issuers in a particular market, industry, group of industries, sector or asset class, the underlying fund may be adversely affected by the performance of those securities, may be subject to increased price volatility and may be more vulnerable to adverse economic, market, political or regulatory occurrences affecting that market, industry, group of industries, sector or asset class.
- **Commodity Risk.** To the extent that an underlying fund invests in commodity-linked derivative instruments, it may subject the underlying fund to greater volatility than investments in traditional securities. Also, commodity-linked investments may be more volatile and less liquid than the underlying commodity. The value of commodity-linked derivative instruments may be affected by changes in overall market movements, commodity index volatility, changes in interest rates, or factors affecting a particular industry or commodity, such as drought, floods, weather, livestock disease, embargoes, tariffs and international economic, political and other regulatory and market developments. The use of leveraged commodity-linked derivatives creates an opportunity for increased return, but also creates the possibility for a greater loss.
- **Money Market Fund Risk.** The fund may invest in underlying money market funds that either seek to maintain a stable \$1 net asset value ("stable share price money market funds") or that have a share price that fluctuates ("variable share price money market funds"). Although an underlying stable share price money market fund seeks to maintain a stable \$1 net asset value, it is possible to lose money by investing in such a money market fund. Because the share price of an underlying variable share price money market fund will fluctuate, when the fund sells the shares it owns they may be worth more or less than what the fund originally paid for them. In addition, neither type of money market fund is designed to offer capital appreciation. Certain underlying money market funds may impose a fee upon the sale of shares or may temporarily suspend the ability to sell shares if such fund's liquidity falls below required minimums.

For more information on the risks of investing in the fund, please see the "Fund Details" section in the prospectus.

Performance

The bar chart below shows how the fund's investment results have varied from year to year, and the following table shows how the fund's average annual total returns for various periods compared to those of certain broad based indices and a composite index based on the fund's target allocation. This information provides some indication of the risks of investing in the fund. All figures assume distributions were reinvested. The figures do not reflect the fees and expenses of any insurance company separate account or variable insurance contract issued by such insurance company. Such expenses, if included, would lower the figures shown. Keep in mind that future performance may differ from past performance. For current performance information, please see www.schwabassetmanagement.com/schwabfunds_prospectus.

Annual Total Returns (%) as of 12/31



Best Quarter: 9.60% Q2 2020

Worst Quarter: (11.09%) Q1 2020

Average Annual Total Returns as of 12/31/22

	1 Year	5 Years	10 Years
VIT Balanced Portfolio	(14.71%)	1.70%	3.18%
Comparative Indices (reflects no deduction for expenses or taxes)			
S&P 500 Index	(18.11%)	9.42%	12.56%
Bloomberg U.S. Aggregate Bond Index	(13.01%)	0.02%	1.06%
VIT Balanced Composite Index ⁽¹⁾	(14.15%)	2.31%	3.86%

⁽¹⁾ The VIT Balanced Composite Index is a custom blended index developed by Schwab Asset Management based on a comparable portfolio asset allocation and calculated using the following portion allocations effective April 28, 2023: 36.3% Bloomberg US Aggregate Bond Index, 9.0% Bloomberg US Treasury 1-3 Year Index, 4.0% Bloomberg US Treasury Bills 1-3 Month Index, 3.7% Bloomberg US Treasury Inflation-Linked Bond Index (Series-L), 3.3% Dow Jones Equity All REIT Capped Index, 25.9% Dow Jones U.S. Large Cap Total Stock Market Index, 2.8% Dow Jones U.S. Small Cap Total Stock Market Index, 2.0% FTSE All Emerging Index (Net), 11.0% FTSE Developed ex-U.S. Index (Net), 2.0% FTSE Developed Small Cap ex-U.S. Liquid Index (Net). Prior to April 28, 2023, the index had a different composition. See "Additional Information About the Funds' Composite Indices" for additional detail.

Investment Adviser

Charles Schwab Investment Management, Inc., dba Schwab Asset Management™

Portfolio Managers

Zifan Tang, Ph.D., CFA, Senior Portfolio Manager, is responsible for the day-to-day co-management of the fund. She has managed the fund since its inception.

Drew Hayes, CFA, Portfolio Manager, is responsible for the day-to-day co-management of the fund. He has managed the fund since 2022.

Patrick Kwok, CFA, Portfolio Manager, is responsible for the day-to-day co-management of the fund. He has managed the fund since 2019.

Purchase and Sale of Fund Shares

Shares of the fund are sold on a continuous no load basis and are currently available exclusively for variable annuity and variable life insurance separate accounts, and in the future may be offered to tax-qualified retirement plans (tax qualified plans). Variable life insurance and variable annuity contract (variable contract(s)) investors should review the variable contract prospectus prepared by their insurance company for information on how to allocate premiums to the fund and to transfer to, and redeem amounts from, the fund.

The fund is open for business each day that the New York Stock Exchange (NYSE) is open. If the NYSE is closed due to weather or other extenuating circumstances on a day it would typically be open for business, or the NYSE has an unscheduled early closing on a day it has opened for business, the fund reserves the right to treat such day as a business day and accept purchase and redemption orders and calculate its share price as of the normally scheduled close of regular trading on the NYSE for that day.

Tax Information

The fund will distribute substantially all of its net investment income and capital gains, if any, to the participating insurance companies' separate accounts each year in June. Distributions are normally reinvested pursuant to elections by the separate accounts. Since the fund's shareholders are insurance company separate accounts, the tax treatment of dividends and distributions will depend on the tax status of the insurance company. Accordingly, no discussion is included about the personal income tax consequences to variable contract holders. For this information, such persons should consult the appropriate variable contract prospectus.

Payments to Financial Intermediaries

The fund is currently available solely as an underlying investment for variable contracts issued by insurance companies. The fund and its related companies may make payments to insurance companies (or their affiliates), and to broker-dealers and other financial intermediaries, for distribution and/or other services. These payments may be a factor that the insurance company considers in including the fund as an underlying investment option for its variable contracts. Payments to broker-dealers and other financial intermediaries may create a conflict of interest by influencing the broker-dealer or other financial intermediary to recommend a variable contract and the fund over another investment. Ask your financial adviser or visit the website of the insurance company or the financial intermediary for more information. The disclosure document for your variable contract may contain additional information about these payments.

Schwab[®] VIT Balanced with Growth Portfolio

Ticker Symbol: **SWC1Z**

Investment Objective

The fund seeks long-term capital appreciation and income.

Fund Fees and Expenses

This table describes the fees and expenses you may pay if you buy, hold and sell shares of the fund. **You may pay other fees, such as brokerage commissions and other fees to financial intermediaries, which are not reflected in the table and Example below.** This table does not reflect the fees and expenses of any insurance company separate account or variable insurance contract issued by such insurance company. If they were reflected, fees would be higher.

Shareholder Fees (fees paid directly from your investment)	
	None
Annual Fund Operating Expenses (expenses that you pay each year as a % of the value of your investment)	
Management fees	0.45
Distribution (12b-1) fees	None
Other expenses	0.04
Acquired fund fees and expenses (AFFE) ⁽¹⁾	0.05
Total annual fund operating expenses (including AFFE)⁽¹⁾	0.54

⁽¹⁾ AFFE reflect fees and expenses incurred indirectly by the fund through its investments in the underlying funds. The total annual fund operating expenses in the fee table may differ from the expense ratios in the fund's "Financial Highlights" that include only the fund's direct operating expenses and not AFFE.

Example

This example is intended to help you compare the cost of investing in the fund with the cost of investing in other funds. The example assumes that you invest \$10,000 in the fund for the time periods indicated and then redeem all of your shares at the end of those time periods. The example also assumes that your investment has a 5% return each year and that the fund's operating expenses remain the same. The figures are based on total annual fund operating expenses (including AFFE) after any expense reduction. This example does not reflect the fees and expenses of any insurance company separate account or variable insurance contract issued by such insurance company. If they were reflected, costs would be higher. Your actual costs may be higher or lower.

Expenses on a \$10,000 Investment			
1 Year	3 Years	5 Years	10 Years
\$55	\$173	\$302	\$677

Portfolio Turnover

The fund pays transaction costs, such as commissions, when it buys and sells securities (or "turns over" its portfolio). A higher portfolio turnover may indicate higher transaction costs. These costs, which are not reflected in the annual fund operating expenses or in

the example, affect the fund's performance. During the most recent fiscal year, the fund's portfolio turnover rate was 13% of the average value of its portfolio.

Principal Investment Strategies

To pursue its goal, the fund aims to provide diversification across major asset classes, including domestic equity securities, international equity securities, real assets, fixed income securities and money market investments, as well as diversification across a range of sub-asset classes within the major asset classes. The fund gains exposure to these asset classes by primarily investing in affiliated exchange-traded funds (ETFs) from Schwab Funds (the Schwab ETFs). The fund may also invest in affiliated mutual funds from Schwab Funds and unaffiliated third-party ETFs and mutual funds (all such ETFs and mutual funds referred to as "underlying funds"). The fund will generally invest in a Schwab ETF that, in the investment adviser's opinion, corresponds to a sub-asset class and is competitive with unaffiliated third-party ETFs.

The fund normally will invest, including its investments in the underlying funds, at least 25% of its assets in equity securities and at least 25% of its assets in fixed-income securities, which may include bonds, cash equivalents, money market funds and money market investments. The fund's allocation is weighted toward equity securities (domestic and international) that seek capital growth. The term "growth" in the fund's name refers to the fund's weighting towards capital growth. As of the date of this prospectus, the fund's target asset class allocation ranges are 25-50% in fixed-income securities and 50-75% in equity securities.

Each underlying fund may invest directly in equity, fixed income or other securities or investments, as appropriate, consistent with its investment objective, strategies and policies. Through its investments in underlying funds that invest in equity securities, the fund invests principally in large-cap stocks of U.S. and international developed-market countries, small-cap stocks of U.S. companies and stocks of emerging market countries. The fund also invests in underlying funds that invest in fixed-income investments, principally treasury bonds, corporate bonds and securitized bonds, which are primarily of investment grade. The fund's investments in underlying funds that seek exposure to real assets include funds that invest in real estate investment trusts (REITs) and other companies related to the real estate industry. The fund may also invest in underlying funds that seek exposure to commodities. Finally, the fund may invest in money market investments, primarily through underlying funds that are money market funds.

The investment adviser has discretion to select the underlying fund investments and adjust the fund's underlying fund allocations within a particular asset class based on the following considerations: market trends, its outlook for a given market capitalization and sub-asset class, and the underlying funds' performance in various market conditions.

The fund intends to invest in a combination of underlying funds; however, the fund may invest directly in securities represented in the major asset classes noted above. The fund may invest in derivatives, primarily to seek returns on the fund's otherwise uninvested cash assets. By using these instruments, the fund potentially can offset the impact on its performance of keeping some assets in cash.

For temporary defensive purposes during unusual economic or market conditions or for liquidity purposes, the fund may hold a significant amount of its assets in cash, money market instruments, repurchase agreements and other short-term obligations. When the fund engages in such activities, it may not achieve its investment objective.

The fund also may lend portfolio securities to earn additional income. Any income realized through securities lending may help fund performance.

Principal Risks

The fund is subject to risks, any of which could cause an investor to lose money. The fund's principal risks include:

Asset Allocation Risk. The fund is subject to the risk that the selection of the underlying funds and the allocation of the fund's assets among the various asset classes and market segments may cause the fund to underperform other funds with a similar investment objective.

Conflicts of Interest Risk. The investment adviser's authority to select and substitute underlying funds from a variety of affiliated and unaffiliated mutual funds and ETFs may create a conflict of interest because the fees paid to it and its affiliates by some underlying funds are higher than the fees paid by other underlying funds. The investment adviser also may have an incentive to select an affiliated underlying fund for other reasons, including to increase assets under management or to support new investment strategies. In addition, other conflicts of interest may exist where the best interests of the affiliated underlying fund may not be aligned with those of the fund. However, the investment adviser is a fiduciary to the fund and is legally obligated to act in the fund's best interests when selecting underlying funds.

Market Risk. Financial markets rise and fall in response to a variety of factors, sometimes rapidly and unpredictably. Markets may be impacted by economic, political, regulatory and other conditions, including economic sanctions and other government actions. In addition, the occurrence of global events, such as war, terrorism, environmental disasters, natural disasters and epidemics, may also negatively affect the financial markets. As with any investment whose performance is tied to these markets, the value of an investment in the fund will fluctuate, which means that an investor could lose money over short or long periods.

Securities Lending Risk. Securities lending involves the risk of loss of rights in, or delay in recovery of, the loaned securities if the borrower fails to return the security loaned or becomes insolvent.

ETF Risk. When the fund invests in an ETF, it will bear a proportionate share of the ETF's expenses. In addition, lack of liquidity in the market for an ETF's shares can result in its value being more volatile than the underlying portfolio of securities.

Direct Investment Risk. The fund may invest directly in cash, cash equivalents and equity and fixed-income securities, including money market securities, to maintain its allocations. The fund's direct investment in these securities is subject to the same or similar risks as an underlying fund's investment in the same securities.

Underlying Fund Investment Risk. Before investing in the fund, investors should assess the risks associated with the underlying funds in which the fund may invest, which include any combination of the risks described below.

- **Equity Risk.** The prices of equity securities rise and fall daily. These price movements may result from factors affecting individual companies, industries or the securities market as a whole. In addition, equity markets tend to move in cycles, which may cause stock prices to fall over short or extended periods of time.
- **Market Capitalization Risk.** Securities issued by companies of different market capitalizations tend to go in and out of favor based on market and economic conditions. During a period when securities of a particular market capitalization fall behind other types of investments, an underlying fund's performance could be impacted.
- **Foreign Investment Risk.** An underlying fund's investments in securities of foreign issuers involve certain risks that may be greater than those associated with investments in securities of U.S. issuers. These include risks of adverse changes in foreign economic, political, regulatory and other conditions; changes in currency exchange rates or exchange control regulations (including limitations on currency movements and exchanges); the imposition of economic sanctions or other government restrictions; differing accounting, auditing, financial reporting and legal standards and practices; differing securities market structures; and higher transaction costs. These risks may negatively impact the value or liquidity of an underlying fund's investments, and could impair the underlying fund's ability to meet its investment objective or invest in accordance with its investment strategy. There is a risk that investments in securities denominated in, and/or receiving revenues in, foreign currencies will decline in value relative to the U.S. dollar or, in the case of hedging positions, that the U.S. dollar will decline in value relative to the currency hedged, resulting in the dollar value of an underlying fund's investment being adversely affected.
- **Emerging Markets Risk.** Emerging market countries may be more likely to experience political turmoil or rapid changes in market or economic conditions than more developed countries. Emerging market countries often have less uniformity in accounting, auditing, financial reporting and recordkeeping requirements and greater risk associated with the custody of securities. In addition, the financial stability of issuers (including governments) in emerging market countries may be more precarious than in developed countries. As a result, there may be an increased risk of illiquidity and price volatility associated

with an underlying fund's investments in emerging market countries, which may be magnified by currency fluctuations relative to the U.S. dollar, and, at times, it may be difficult to value such investments.

- **Growth Investing Risk.** Certain of the underlying funds pursue a "growth style" of investing. Growth investing focuses on a company's prospects for growth of revenue and earnings. If a company's earnings or revenues fall short of expectations, its stock price may fall dramatically. Growth stocks also can perform differently from the market as a whole and other types of stocks and can be more volatile than other types of stocks. Since growth companies usually invest a high portion of earnings in their business, they may lack the dividends of value stocks that can cushion stock prices in a falling market. Growth stocks may also be more expensive relative to their earnings or assets compared to value or other stocks.
- **Value Investing Risk.** Certain of the underlying funds may pursue a "value style" of investing. Value investing focuses on companies whose stocks appear undervalued in light of factors such as the company's earnings, book value, revenues or cash flow. If an underlying fund's investment adviser's (or sub-adviser's) assessment of a company's value or prospects for exceeding earnings expectations or market conditions is wrong, the underlying fund could suffer losses or produce poor performance relative to other funds. In addition, "value stocks" can continue to be undervalued by the market for long periods of time.
- **Fixed-Income Risk.** Interest rates rise and fall over time, which will affect an underlying fund's yield and share price. A change in a central bank's monetary policy or economic conditions, among other things, may result in a change in interest rates. A rise in interest rates could cause an underlying fund's share price to fall. The credit quality of a portfolio investment could also cause an underlying fund's share price to fall. An underlying fund could lose money if the issuer or guarantor of a portfolio investment or the counterparty to a derivatives contract fails to make timely principal or interest payments or otherwise honor its obligations. Fixed-income securities may be paid off earlier or later than expected. Either situation could cause an underlying fund to hold securities paying lower-than-market rates of interest, which could hurt an underlying fund's yield or share price. Below investment-grade bonds (junk bonds) involve greater credit risk, are more volatile, involve greater risk of price declines and may be more susceptible to economic downturns than investment-grade securities.
- **Interest Rate Risk.** Interest rates rise and fall over time. As with any investment whose yield reflects current interest rates, an underlying fund's yield will change over time. During periods when interest rates are low, an underlying fund's yield (and total return) also may be low. Changes in interest rates also may affect an underlying fund's share price: a rise in interest rates generally causes an underlying fund's share price to fall. The longer an underlying fund's portfolio duration, the more sensitive to interest rate movements its share price is likely to be. Also, a change in a central bank's monetary policy or economic conditions, among other things, may result in a change in interest rates, which could have sudden and unpredictable effects on the markets and significantly impact the value of fixed-income securities in which the underlying fund invests.
- **Credit Risk.** A decline in the credit quality of an issuer or guarantor of a portfolio investment could cause an underlying fund to lose money or underperform. An underlying fund could lose money if, due to a decline in credit quality, the issuer or guarantor of a portfolio investment fails to make, or is perceived as being unable or unwilling to make, timely principal or interest payments or otherwise honor its obligations.
- **Prepayment and Extension Risk.** Certain fixed income securities are subject to the risk that the securities may be paid off earlier or later than expected, especially during periods of falling or rising interest rates, respectively. Prepayments of obligations could cause an underlying fund to forgo future interest income on the portion of the security's principal repaid early and force the underlying fund to reinvest that money at the lower prevailing interest rates. Extensions of obligations could cause the fund to exhibit additional volatility and hold securities paying lower-than-market rates of interest. Either case could hurt the underlying fund's performance.
- **U.S. Government Securities Risk.** Some of the U.S. government securities that the underlying funds invest in are not backed by the full faith and credit of the U.S. government, which means they are neither issued nor guaranteed by the U.S. Treasury. Issuers such as the Federal Home Loan Banks (FHLB) maintain limited access to credit lines from the U.S. Treasury. Certain securities, such as obligations issued by the Federal Farm Credit Banks Funding Corporation, are supported solely by the credit of the issuer. There can be no assurance that the U.S. government will provide financial support to securities of its agencies and instrumentalities if it is not obligated to do so under law. Also, any government guarantees on securities the underlying funds own do not extend to shares of the underlying funds themselves.
- **Real Estate Investment Risk.** An underlying fund in which the fund may invest may have a policy of concentrating its investments in real estate companies and companies related to the real estate industry. As such, an underlying fund is subject to risks associated with the direct ownership of real estate securities and the fund's investment in such an underlying fund is subject to risks associated with the direct ownership of real estate securities and an investment in the underlying fund will be closely linked to the performance of the real estate markets. These risks include, among others, declines in the value of real estate; risks related to general and local economic conditions; possible lack of availability of mortgage funds or other limits to accessing the credit or capital markets; defaults by borrowers or tenants, particularly during an economic downturn; and changes in interest rates.
- **Real Estate Investment Trusts (REITs) Risk.** An underlying fund may invest in REITs. An underlying fund's investments in REITs will be subject to the risks associated with the direct ownership of real estate, including fluctuations in the value of underlying properties, defaults by borrowers or tenants, changes in interest rates and risks related to general or local economic conditions. REITs are also subject to certain additional risks. For

example, equity REITs may be affected by changes in the value of the underlying properties owned by the trusts, and mortgage REITs may be affected by the quality of any credit extended. Further, REITs may have their investments in relatively few properties, a small geographic area or a single property type. In addition, REITs have their own expenses, and the underlying fund will bear a proportionate share of those expenses.

- **Mortgage-Backed and Mortgage Pass-Through Securities Risk.** Mortgage-backed securities tend to increase in value less than other debt securities when interest rates decline, but are subject to similar or greater risk of decline in market value during periods of rising interest rates. Certain of the mortgage-backed securities in which an underlying fund may invest are issued or guaranteed by agencies or instrumentalities of the U.S. government but are not backed by the full faith and credit of the U.S. government. There can be no assurance that the U.S. government would provide financial support to its agencies or instrumentalities where it was not obligated to do so which can cause an underlying fund to lose money or underperform. The risks of investing in mortgage-backed securities include, among others, interest rate risk, credit risk, prepayment risk and extension risk. Transactions in mortgage pass-through securities often occur through to-be-announced (TBA) transactions. An underlying fund could lose money or underperform if a TBA counterparty defaults or goes bankrupt.
- **Portfolio Turnover Risk.** Certain of the underlying funds may buy and sell portfolio securities actively. If they do, their portfolio turnover rate and transaction costs will rise, which may lower the underlying fund's performance and may increase the likelihood of capital gains distributions.
- **Liquidity Risk.** An underlying fund may be unable to sell certain securities, such as illiquid securities, readily at a favorable time or price, or the underlying fund may have to sell them at a loss.
- **Derivatives Risk.** An underlying fund's use of derivative instruments involves risks different from, or possibly greater than, the risks associated with investing directly in securities and other traditional investments. An underlying fund's use of derivatives could reduce the underlying fund's performance, increase its volatility, and could cause the underlying fund to lose more than the initial amount invested. In addition, investments in derivatives may involve leverage, which means a small percentage of assets invested in derivatives can have a disproportionately large impact on an underlying fund.
- **Securities Lending Risk.** Certain underlying funds engage in securities lending, which involves the risk of loss of rights in, or delay in recovery of, the loaned securities if the borrower fails to return the security loaned or becomes insolvent.
- **Management Risk.** An underlying fund may be an actively managed mutual fund. Any actively managed mutual fund is subject to the risk that its investment adviser (or sub-adviser(s)) will make poor security selections. An underlying fund's adviser applies its own investment techniques and risk analyses in making investment decisions for the underlying fund, but there can be no guarantee that they will produce the desired results.
- **Investment Style Risk.** Certain underlying funds seek to track the performance of various segments of the stock market, as measured by their respective indices. Such underlying funds follow these stocks during upturns as well as downturns. Because of their indexing strategy, these underlying funds do not take steps to reduce market exposure or to lessen the effects of a declining market. In addition, because of an underlying fund's expenses, the underlying fund's performance is normally below that of the index. Errors relating to an index may occur from time to time and may not be identified by the underlying fund's index provider for a period of time. In addition, market disruptions could cause delays in an underlying fund's index's rebalancing schedule. Such errors and/or market disruptions may result in losses for an underlying fund.
- **Tracking Error Risk.** An underlying fund may seek to track the performance of its benchmark index, although it may not be successful in doing so. The divergence between the performance of a fund and its benchmark index, positive or negative, is called "tracking error." Tracking error can be caused by many factors and it may be significant.
- **Concentration Risk.** To the extent that an underlying fund's portfolio is concentrated in the securities of issuers in a particular market, industry, group of industries, sector or asset class, the underlying fund may be adversely affected by the performance of those securities, may be subject to increased price volatility and may be more vulnerable to adverse economic, market, political or regulatory occurrences affecting that market, industry, group of industries, sector or asset class.
- **Commodity Risk.** To the extent that an underlying fund invests in commodity-linked derivative instruments, it may subject the underlying fund to greater volatility than investments in traditional securities. Also, commodity-linked investments may be more volatile and less liquid than the underlying commodity. The value of commodity-linked derivative instruments may be affected by changes in overall market movements, commodity index volatility, changes in interest rates, or factors affecting a particular industry or commodity, such as drought, floods, weather, livestock disease, embargoes, tariffs and international economic, political and other regulatory and market developments. The use of leveraged commodity-linked derivatives creates an opportunity for increased return, but also creates the possibility for a greater loss.
- **Money Market Fund Risk.** The fund may invest in underlying money market funds that either seek to maintain a stable \$1 net asset value ("stable share price money market funds") or that have a share price that fluctuates ("variable share price money market funds"). Although an underlying stable share price money market fund seeks to maintain a stable \$1 net asset value, it is possible to lose money by investing in such a money market fund. Because the share price of an underlying variable share price money market fund will fluctuate, when the fund sells the shares it owns they may be worth more or less than what the fund originally paid for them. In addition, neither type of money market fund is designed to offer capital appreciation. Certain underlying money market funds may

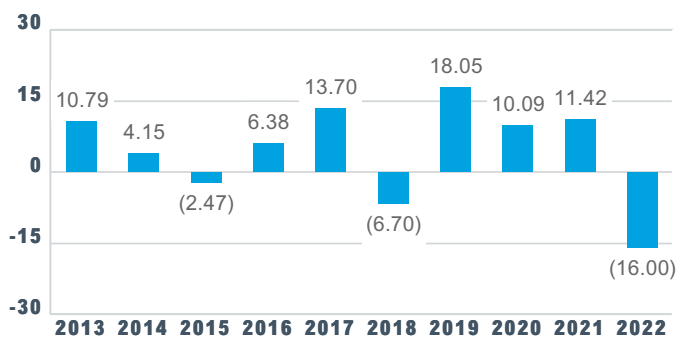
impose a fee upon the sale of shares or may temporarily suspend the ability to sell shares if such fund's liquidity falls below required minimums.

For more information on the risks of investing in the fund, please see the "Fund Details" section in the prospectus.

Performance

The bar chart below shows how the fund's investment results have varied from year to year, and the following table shows how the fund's average annual total returns for various periods compared to those of certain broad based indices and a composite index based on the fund's target allocation. This information provides some indication of the risks of investing in the fund. All figures assume distributions were reinvested. The figures do not reflect the fees and expenses of any insurance company separate account or variable insurance contract issued by such insurance company. Such expenses, if included, would lower the figures shown. Keep in mind that future performance may differ from past performance. For current performance information, please see www.schwabassetmanagement.com/schwabfunds_prospectus.

Annual Total Returns (%) as of 12/31



Best Quarter: 12.74% Q2 2020

Worst Quarter: (15.49%) Q1 2020

Average Annual Total Returns as of 12/31/22

	1 Year	5 Years	10 Years
VIT Balanced with Growth Portfolio	(16.00%)	2.56%	4.44%
Comparative Indices (reflect no deduction for expenses or taxes)			
S&P 500 Index	(18.11%)	9.42%	12.56%
Bloomberg U.S. Aggregate Bond Index	(13.01%)	0.02%	1.06%
VIT Balanced with Growth Composite Index ⁽¹⁾	(15.52%)	3.16%	5.14%

⁽¹⁾ The VIT Balanced with Growth Composite Index is a custom blended index developed by Schwab Asset Management based on a comparable portfolio asset allocation and calculated using the following portion allocations effective April 28, 2023: 26.1% Bloomberg US Aggregate Bond Index, 3.9% Bloomberg US Treasury 1-3 Year Index, 4.0% Bloomberg US Treasury Bills 1-3 Month Index, 1.0% Bloomberg US Treasury Inflation-Linked Bond Index (Series-L), 4.6% Dow Jones Equity All REIT Capped Index, 34.0% Dow Jones U.S. Large Cap Total Stock Market Index, 4.2% Dow Jones U.S. Small Cap Total Stock Market Index, 3.2% FTSE All Emerging Index (Net), 16.0% FTSE Developed ex-US Index (Net), 3.0% FTSE Developed Small Cap ex-US Liquid Index (Net). Prior to April 28, 2023, the index had a different composition. See "Additional Information About the Funds' Composite Indices" for additional detail.

Investment Adviser

Charles Schwab Investment Management, Inc., dba Schwab Asset Management™

Portfolio Managers

Zifan Tang, Ph.D., CFA, Senior Portfolio Manager, is responsible for the day-to-day co-management of the fund. She has managed the fund since its inception.

Drew Hayes, CFA, Portfolio Manager, is responsible for the day-to-day co-management of the fund. He has managed the fund since 2022.

Patrick Kwok, CFA, Portfolio Manager, is responsible for the day-to-day co-management of the fund. He has managed the fund since 2019.

Purchase and Sale of Fund Shares

Shares of the fund are sold on a continuous no load basis and are currently available exclusively for variable annuity and variable life insurance separate accounts, and in the future may be offered to tax-qualified retirement plans (tax qualified plans). Variable life insurance and variable annuity contract (variable contract(s)) investors should review the variable contract prospectus prepared by their insurance company for information on how to allocate premiums to the fund and to transfer to, and redeem amounts from, the fund.

The fund is open for business each day that the New York Stock Exchange (NYSE) is open. If the NYSE is closed due to weather or other extenuating circumstances on a day it would typically be open for business, or the NYSE has an unscheduled early closing on a day it has opened for business, the fund reserves the right to treat such day as a business day and accept purchase and redemption orders and calculate its share price as of the normally scheduled close of regular trading on the NYSE for that day.

Tax Information

The fund will distribute substantially all of its net investment income and capital gains, if any, to the participating insurance companies' separate accounts each year in June. Distributions are normally reinvested pursuant to elections by the separate accounts. Since the fund's shareholders are insurance company separate accounts, the tax treatment of dividends and distributions will depend on the tax status of the insurance company. Accordingly, no discussion is included about the personal income tax consequences to variable contract holders. For this information, such persons should consult the appropriate variable contract prospectus.

Payments to Financial Intermediaries

The fund is currently available solely as an underlying investment for variable contracts issued by insurance companies. The fund and its related companies may make payments to insurance companies (or their affiliates), and to broker-dealers and other financial intermediaries, for distribution and/or other services. These payments may be a factor that the insurance company considers in

including the fund as an underlying investment option for its variable contracts. Payments to broker-dealers and other financial intermediaries may create a conflict of interest by influencing the broker-dealer or other financial intermediary to recommend a variable contract and the fund over another investment. Ask your financial adviser or visit the website of the insurance company or the financial intermediary for more information. The disclosure document for your variable contract may contain additional information about these payments.

Schwab[®] VIT Growth Portfolio

Ticker Symbol: SWG1Z

Investment Objective

The fund seeks long-term capital appreciation.

Fund Fees and Expenses

This table describes the fees and expenses you may pay if you buy, hold and sell shares of the fund. **You may pay other fees, such as brokerage commissions and other fees to financial intermediaries, which are not reflected in the table and Example below.** This table does not reflect the fees and expenses of any insurance company separate account or variable insurance contract issued by such insurance company. If they were reflected, fees would be higher.

Shareholder Fees (fees paid directly from your investment)	None
Annual Fund Operating Expenses (expenses that you pay each year as a % of the value of your investment)	
Management fees	0.45
Distribution (12b-1) fees	None
Other expenses	0.04
Acquired fund fees and expenses (AFFE) ⁽¹⁾	0.06
Total annual fund operating expenses (including AFFE)⁽¹⁾	0.55

⁽¹⁾ AFFE reflect fees and expenses incurred indirectly by the fund through its investments in the underlying funds. The total annual fund operating expenses in the fee table may differ from the expense ratios in the fund's "Financial Highlights" that include only the fund's direct operating expenses and not AFFE.

Example

This example is intended to help you compare the cost of investing in the fund with the cost of investing in other funds. The example assumes that you invest \$10,000 in the fund for the time periods indicated and then redeem all of your shares at the end of those time periods. The example also assumes that your investment has a 5% return each year and that the fund's operating expenses remain the same. The figures are based on total annual fund operating expenses (including AFFE) after any expense reduction. This example does not reflect the fees and expenses of any insurance company separate account or variable insurance contract issued by such insurance company. If they were reflected, costs would be higher. Your actual costs may be higher or lower.

Expenses on a \$10,000 Investment			
1 Year	3 Years	5 Years	10 Years
\$56	\$176	\$307	\$689

Portfolio Turnover

The fund pays transaction costs, such as commissions, when it buys and sells securities (or "turns over" its portfolio). A higher portfolio turnover may indicate higher transaction costs. These costs, which are not reflected in the annual fund operating expenses or in

the example, affect the fund's performance. During the most recent fiscal year, the fund's portfolio turnover rate was 13% of the average value of its portfolio.

Principal Investment Strategies

To pursue its goal, the fund aims to provide diversification across major asset classes, including domestic equity securities, international equity securities, real assets, fixed income securities and money market investments, as well as diversification across a range of sub-asset classes within the major asset classes. The fund gains exposure to these asset classes by primarily investing in affiliated exchange-traded funds (ETFs) from Schwab Funds (the Schwab ETFs). The fund may also invest in affiliated mutual funds from Schwab Funds and unaffiliated third-party ETFs and mutual funds (all such ETFs and mutual funds referred to as "underlying funds"). The fund will generally invest in a Schwab ETF that, in the investment adviser's opinion, corresponds to a sub-asset class and is competitive with unaffiliated third-party ETFs.

The term "growth" in the fund's name refers to the fund's strategy of primarily investing, through its investments in underlying funds, in equity securities (domestic and international) that seek capital growth. As of the date of this prospectus, the fund's target asset class allocation ranges are 67-97% in equity securities and 3-33% in fixed-income securities.

Each underlying fund may invest directly in equity, fixed income or other securities or investments, as appropriate, consistent with its investment objective, strategies and policies. Through its investments in underlying funds that invest in equity securities, the fund invests principally in large-cap and small-cap stocks of U.S. and international developed-market countries and stocks of emerging market countries. The fund also invests in underlying funds that invest in fixed-income investments, principally treasury bonds, corporate bonds and securitized bonds, which are primarily of investment grade. The fund's investments in underlying funds that seek exposure to real assets include funds that invest in real estate investment trusts (REITs) and other companies related to the real estate industry. The fund may also invest in underlying funds that seek exposure to commodities. Finally, the fund may invest in money market investments, primarily through underlying funds that are money market funds.

The investment adviser has discretion to select the underlying fund investments and adjust the fund's underlying fund allocations within a particular asset class based on the following considerations: market trends, its outlook for a given market capitalization and sub-asset class, and the underlying funds' performance in various market conditions.

The fund intends to invest in a combination of underlying funds; however, the fund may invest directly in securities represented in the major asset classes noted above. The fund may invest in

derivatives, primarily to seek returns on the fund's otherwise uninvested cash assets. By using these instruments, the fund potentially can offset the impact on its performance of keeping some assets in cash.

For temporary defensive purposes during unusual economic or market conditions or for liquidity purposes, the fund may hold a significant amount of its assets in cash, money market instruments, repurchase agreements and other short-term obligations. When the fund engages in such activities, it may not achieve its investment objective.

The fund also may lend portfolio securities to earn additional income. Any income realized through securities lending may help fund performance.

Principal Risks

The fund is subject to risks, any of which could cause an investor to lose money. The fund's principal risks include:

Asset Allocation Risk. The fund is subject to the risk that the selection of the underlying funds and the allocation of the fund's assets among the various asset classes and market segments may cause the fund to underperform other funds with a similar investment objective.

Conflicts of Interest Risk. The investment adviser's authority to select and substitute underlying funds from a variety of affiliated and unaffiliated mutual funds and ETFs may create a conflict of interest because the fees paid to it and its affiliates by some underlying funds are higher than the fees paid by other underlying funds. The investment adviser also may have an incentive to select an affiliated underlying fund for other reasons, including to increase assets under management or to support new investment strategies. In addition, other conflicts of interest may exist where the best interests of the affiliated underlying fund may not be aligned with those of the fund. However, the investment adviser is a fiduciary to the fund and is legally obligated to act in the fund's best interests when selecting underlying funds.

Market Risk. Financial markets rise and fall in response to a variety of factors, sometimes rapidly and unpredictably. Markets may be impacted by economic, political, regulatory and other conditions, including economic sanctions and other government actions. In addition, the occurrence of global events, such as war, terrorism, environmental disasters, natural disasters and epidemics, may also negatively affect the financial markets. As with any investment whose performance is tied to these markets, the value of an investment in the fund will fluctuate, which means that an investor could lose money over short or long periods.

Securities Lending Risk. Securities lending involves the risk of loss of rights in, or delay in recovery of, the loaned securities if the borrower fails to return the security loaned or becomes insolvent.

ETF Risk. When the fund invests in an ETF, it will bear a proportionate share of the ETF's expenses. In addition, lack of liquidity in the market for an ETF's shares can result in its value being more volatile than the underlying portfolio of securities.

Direct Investment Risk. The fund may invest directly in cash, cash equivalents and equity and fixed-income securities, including money market securities, to maintain its allocations. The fund's direct investment in these securities is subject to the same or similar risks as an underlying fund's investment in the same securities.

Underlying Fund Investment Risk. Before investing in the fund, investors should assess the risks associated with the underlying funds in which the fund may invest, which include any combination of the risks described below.

- **Equity Risk.** The prices of equity securities rise and fall daily. These price movements may result from factors affecting individual companies, industries or the securities market as a whole. In addition, equity markets tend to move in cycles, which may cause stock prices to fall over short or extended periods of time.
- **Market Capitalization Risk.** Securities issued by companies of different market capitalizations tend to go in and out of favor based on market and economic conditions. During a period when securities of a particular market capitalization fall behind other types of investments, an underlying fund's performance could be impacted.
- **Foreign Investment Risk.** An underlying fund's investments in securities of foreign issuers involve certain risks that may be greater than those associated with investments in securities of U.S. issuers. These include risks of adverse changes in foreign economic, political, regulatory and other conditions; changes in currency exchange rates or exchange control regulations (including limitations on currency movements and exchanges); the imposition of economic sanctions or other government restrictions; differing accounting, auditing, financial reporting and legal standards and practices; differing securities market structures; and higher transaction costs. These risks may negatively impact the value or liquidity of an underlying fund's investments, and could impair the underlying fund's ability to meet its investment objective or invest in accordance with its investment strategy. There is a risk that investments in securities denominated in, and/or receiving revenues in, foreign currencies will decline in value relative to the U.S. dollar or, in the case of hedging positions, that the U.S. dollar will decline in value relative to the currency hedged, resulting in the dollar value of an underlying fund's investment being adversely affected. These risks may be heightened in connection with investments in emerging markets or securities of issuers that conduct their business in emerging markets.
- **Emerging Markets Risk.** Emerging market countries may be more likely to experience political turmoil or rapid changes in market or economic conditions than more developed countries. Emerging market countries often have less uniformity in accounting, auditing, financial reporting and recordkeeping requirements and greater risk associated with the custody of securities. In addition, the financial stability of issuers (including governments) in emerging market countries may be more precarious than in developed countries. As a result, there may be an increased risk of illiquidity and price volatility associated with an underlying fund's investments in emerging market

countries, which may be magnified by currency fluctuations relative to the U.S. dollar, and, at times, it may be difficult to value such investments.

- **Growth Investing Risk.** Certain of the underlying funds pursue a “growth style” of investing. Growth investing focuses on a company’s prospects for growth of revenue and earnings. If a company’s earnings or revenues fall short of expectations, its stock price may fall dramatically. Growth stocks also can perform differently from the market as a whole and other types of stocks and can be more volatile than other types of stocks. Since growth companies usually invest a high portion of earnings in their business, they may lack the dividends of value stocks that can cushion stock prices in a falling market. Growth stocks may also be more expensive relative to their earnings or assets compared to value or other stocks.
- **Value Investing Risk.** Certain of the underlying funds may pursue a “value style” of investing. Value investing focuses on companies whose stocks appear undervalued in light of factors such as the company’s earnings, book value, revenues or cash flow. If an underlying fund’s investment adviser’s (or sub-adviser’s) assessment of a company’s value or prospects for exceeding earnings expectations or market conditions is wrong, the underlying fund could suffer losses or produce poor performance relative to other funds. In addition, “value stocks” can continue to be undervalued by the market for long periods of time.
- **Fixed-Income Risk.** Interest rates rise and fall over time, which will affect an underlying fund’s yield and share price. A change in a central bank’s monetary policy or economic conditions, among other things, may result in a change in interest rates. A rise in interest rates could cause an underlying fund’s share price to fall. The credit quality of a portfolio investment could also cause an underlying fund’s share price to fall. An underlying fund could lose money if the issuer or guarantor of a portfolio investment or the counterparty to a derivatives contract fails to make timely principal or interest payments or otherwise honor its obligations. Fixed-income securities may be paid off earlier or later than expected. Either situation could cause an underlying fund to hold securities paying lower-than-market rates of interest, which could hurt an underlying fund’s yield or share price. Below investment-grade bonds (junk bonds) involve greater credit risk, are more volatile, involve greater risk of price declines and may be more susceptible to economic downturns than investment-grade securities.
- **Interest Rate Risk.** Interest rates rise and fall over time. As with any investment whose yield reflects current interest rates, an underlying fund’s yield will change over time. During periods when interest rates are low, an underlying fund’s yield (and total return) also may be low. Changes in interest rates also may affect an underlying fund’s share price: a rise in interest rates generally causes an underlying fund’s share price to fall. The longer an underlying fund’s portfolio duration, the more sensitive to interest rate movements its share price is likely to be. Also, a change in a central bank’s monetary policy or economic conditions, among other things, may result in a change in interest rates, which could have sudden and unpredictable effects on the markets and significantly impact the value of fixed-income securities in which the underlying fund invests.
- **Credit Risk.** A decline in the credit quality of an issuer or guarantor of a portfolio investment could cause an underlying fund to lose money or underperform. An underlying fund could lose money if, due to a decline in credit quality, the issuer or guarantor of a portfolio investment fails to make, or is perceived as being unable or unwilling to make, timely principal or interest payments or otherwise honor its obligations.
- **Prepayment and Extension Risk.** Certain fixed income securities are subject to the risk that the securities may be paid off earlier or later than expected, especially during periods of falling or rising interest rates, respectively. Prepayments of obligations could cause an underlying fund to forgo future interest income on the portion of the security’s principal repaid early and force the underlying fund to reinvest that money at the lower prevailing interest rates. Extensions of obligations could cause the fund to exhibit additional volatility and hold securities paying lower-than-market rates of interest. Either case could hurt the underlying fund’s performance.
- **U.S. Government Securities Risk.** Some of the U.S. government securities that the underlying funds invest in are not backed by the full faith and credit of the U.S. government, which means they are neither issued nor guaranteed by the U.S. Treasury. Issuers such as the Federal Home Loan Banks (FHLB) maintain limited access to credit lines from the U.S. Treasury. Certain securities, such as obligations issued by the Federal Farm Credit Banks Funding Corporation, are supported solely by the credit of the issuer. There can be no assurance that the U.S. government will provide financial support to securities of its agencies and instrumentalities if it is not obligated to do so under law. Also, any government guarantees on securities the underlying funds own do not extend to shares of the underlying funds themselves.
- **Real Estate Investment Risk.** An underlying fund in which the fund may invest may have a policy of concentrating its investments in real estate companies and companies related to the real estate industry. As such, an underlying fund is subject to risks associated with the direct ownership of real estate securities and the fund’s investment in such an underlying fund is subject to risks associated with the direct ownership of real estate securities and an investment in the underlying fund will be closely linked to the performance of the real estate markets. These risks include, among others, declines in the value of real estate; risks related to general and local economic conditions; possible lack of availability of mortgage funds or other limits to accessing the credit or capital markets; defaults by borrowers or tenants, particularly during an economic downturn; and changes in interest rates.
- **Real Estate Investment Trusts (REITs) Risk.** An underlying fund may invest in REITs. An underlying fund’s investments in REITs will be subject to the risks associated with the direct ownership of real estate, including fluctuations in the value of underlying properties, defaults by borrowers or tenants, changes in interest rates and risks related to general or local economic conditions. REITs are also subject to certain additional risks. For

example, equity REITs may be affected by changes in the value of the underlying properties owned by the trusts, and mortgage REITs may be affected by the quality of any credit extended. Further, REITs may have their investments in relatively few properties, a small geographic area or a single property type. In addition, REITs have their own expenses, and the underlying fund will bear a proportionate share of those expenses.

- **Mortgage-Backed and Mortgage Pass-Through Securities Risk.** Mortgage-backed securities tend to increase in value less than other debt securities when interest rates decline, but are subject to similar or greater risk of decline in market value during periods of rising interest rates. Certain of the mortgage-backed securities in which an underlying fund may invest are issued or guaranteed by agencies or instrumentalities of the U.S. government but are not backed by the full faith and credit of the U.S. government. There can be no assurance that the U.S. government would provide financial support to its agencies or instrumentalities where it was not obligated to do so which can cause an underlying fund to lose money or underperform. The risks of investing in mortgage-backed securities include, among others, interest rate risk, credit risk, prepayment risk and extension risk. Transactions in mortgage pass-through securities often occur through to-be-announced (TBA) transactions. An underlying fund could lose money or underperform if a TBA counterparty defaults or goes bankrupt.
- **Portfolio Turnover Risk.** Certain of the underlying funds may buy and sell portfolio securities actively. If they do, their portfolio turnover rate and transaction costs will rise, which may lower the underlying fund's performance and may increase the likelihood of capital gains distributions.
- **Liquidity Risk.** An underlying fund may be unable to sell certain securities, such as illiquid securities, readily at a favorable time or price, or the underlying fund may have to sell them at a loss.
- **Derivatives Risk.** An underlying fund's use of derivative instruments involves risks different from, or possibly greater than, the risks associated with investing directly in securities and other traditional investments. An underlying fund's use of derivatives could reduce the underlying fund's performance, increase its volatility, and could cause the underlying fund to lose more than the initial amount invested. In addition, investments in derivatives may involve leverage, which means a small percentage of assets invested in derivatives can have a disproportionately large impact on an underlying fund.
- **Securities Lending Risk.** Certain underlying funds engage in securities lending, which involves the risk of loss of rights in, or delay in recovery of, the loaned securities if the borrower fails to return the security loaned or becomes insolvent.
- **Management Risk.** An underlying fund may be an actively managed mutual fund. Any actively managed mutual fund is subject to the risk that its investment adviser (or sub-adviser(s)) will make poor security selections. An underlying fund's adviser applies its own investment techniques and risk analyses in making investment decisions for the underlying fund, but there can be no guarantee that they will produce the desired results.
- **Investment Style Risk.** Certain underlying funds seek to track the performance of various segments of the stock market, as measured by their respective indices. Such underlying funds follow these stocks during upturns as well as downturns. Because of their indexing strategy, these underlying funds do not take steps to reduce market exposure or to lessen the effects of a declining market. In addition, because of an underlying fund's expenses, the underlying fund's performance is normally below that of the index. Errors relating to an index may occur from time to time and may not be identified by the underlying fund's index provider for a period of time. In addition, market disruptions could cause delays in an underlying fund's index's rebalancing schedule. Such errors and/or market disruptions may result in losses for an underlying fund.
- **Tracking Error Risk.** An underlying fund may seek to track the performance of its benchmark index, although it may not be successful in doing so. The divergence between the performance of a fund and its benchmark index, positive or negative, is called "tracking error." Tracking error can be caused by many factors and it may be significant.
- **Concentration Risk.** To the extent that an underlying fund's portfolio is concentrated in the securities of issuers in a particular market, industry, group of industries, sector or asset class, the underlying fund may be adversely affected by the performance of those securities, may be subject to increased price volatility and may be more vulnerable to adverse economic, market, political or regulatory occurrences affecting that market, industry, group of industries, sector or asset class.
- **Commodity Risk.** To the extent that an underlying fund invests in commodity-linked derivative instruments, it may subject the underlying fund to greater volatility than investments in traditional securities. Also, commodity-linked investments may be more volatile and less liquid than the underlying commodity. The value of commodity-linked derivative instruments may be affected by changes in overall market movements, commodity index volatility, changes in interest rates, or factors affecting a particular industry or commodity, such as drought, floods, weather, livestock disease, embargoes, tariffs and international economic, political and other regulatory and market developments. The use of leveraged commodity-linked derivatives creates an opportunity for increased return, but also creates the possibility for a greater loss.
- **Money Market Fund Risk.** The fund may invest in underlying money market funds that either seek to maintain a stable \$1 net asset value ("stable share price money market funds") or that have a share price that fluctuates ("variable share price money market funds"). Although an underlying stable share price money market fund seeks to maintain a stable \$1 net asset value, it is possible to lose money by investing in such a money market fund. Because the share price of an underlying variable share price money market fund will fluctuate, when the fund sells the shares it owns they may be worth more or less than what the fund originally paid for them. In addition, neither type of money market fund is designed to offer capital appreciation. Certain underlying money market funds may

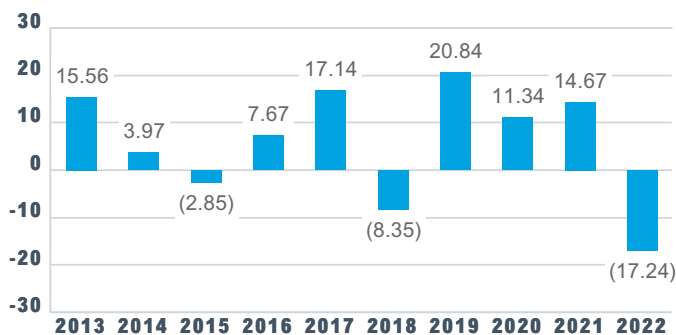
impose a fee upon the sale of shares or may temporarily suspend the ability to sell shares if such fund's liquidity falls below required minimums.

For more information on the risks of investing in the fund, please see the "Fund Details" section in the prospectus.

Performance

The bar chart below shows how the fund's investment results have varied from year to year, and the following table shows how the fund's average annual total returns for various periods compared to those of certain broad based indices and a composite index based on the fund's target allocation. This information provides some indication of the risks of investing in the fund. All figures assume distributions were reinvested. The figures do not reflect the fees and expenses of any insurance company separate account or variable insurance contract issued by such insurance company. Such expenses, if included, would lower the figures shown. Keep in mind that future performance may differ from past performance. For current performance information, please see www.schwabassetmanagement.com/schwabfunds_prospectus.

Annual Total Returns (%) as of 12/31



Best Quarter: 15.53% Q2 2020

Worst Quarter: (19.58%) Q1 2020

Average Annual Total Returns as of 12/31/22

	1 Year	5 Years	10 Years
VIT Growth Portfolio	(17.24%)	3.19%	5.59%
Comparative Indices (reflects no deduction for expenses or taxes)			
S&P 500 Index	(18.11%)	9.42%	12.56%
Bloomberg U.S. Aggregate Bond Index	(13.01%)	0.02%	1.06%
VIT Growth Composite Index ⁽¹⁾	(16.84%)	3.76%	6.26%

⁽¹⁾ The VIT Growth Composite Index is a custom blended index developed by Schwab Asset Management based on a comparable portfolio asset allocation and calculated using the following portion allocations effective April 28, 2023: 14.0% Bloomberg US Aggregate Bond Index, 4.0% Bloomberg US Treasury Bills 1-3 Month Index, 6.0% Dow Jones Equity All REIT Capped Index, 39.6% Dow Jones U.S. Large Cap Total Stock Market Index, 6.3% Dow Jones U.S. Small Cap Total Stock Market Index, 5.4% FTSE All Emerging Index (Net), 21.0% FTSE Developed ex-US Index (Net), 3.7% FTSE Developed Small Cap ex-US Liquid Index (Net). Prior to April 28, 2023, the index had a different composition. See "Additional Information About the Funds' Composite Indices" for additional detail.

Investment Adviser

Charles Schwab Investment Management, Inc., dba Schwab Asset Management™

Portfolio Managers

Zifan Tang, Ph.D., CFA, Senior Portfolio Manager, is responsible for the day-to-day co-management of the fund. She has managed the fund since its inception.

Drew Hayes, CFA, Portfolio Manager, is responsible for the day-to-day co-management of the fund. He has managed the fund since 2022.

Patrick Kwok, CFA, Portfolio Manager, is responsible for the day-to-day co-management of the fund. He has managed the fund since 2019.

Purchase and Sale of Fund Shares

Shares of the fund are sold on a continuous no load basis and are currently available exclusively for variable annuity and variable life insurance separate accounts, and in the future may be offered to tax-qualified retirement plans (tax qualified plans). Variable life insurance and variable annuity contract (variable contract(s)) investors should review the variable contract prospectus prepared by their insurance company for information on how to allocate premiums to the fund and to transfer to, and redeem amounts from, the fund.

The fund is open for business each day that the New York Stock Exchange (NYSE) is open. If the NYSE is closed due to weather or other extenuating circumstances on a day it would typically be open for business, or the NYSE has an unscheduled early closing on a day it has opened for business, the fund reserves the right to treat such day as a business day and accept purchase and redemption orders and calculate its share price as of the normally scheduled close of regular trading on the NYSE for that day.

Tax Information

The fund will distribute substantially all of its net investment income and capital gains, if any, to the participating insurance companies' separate accounts each year in June. Distributions are normally reinvested pursuant to elections by the separate accounts. Since the fund's shareholders are insurance company separate accounts, the tax treatment of dividends and distributions will depend on the tax status of the insurance company. Accordingly, no discussion is included about the personal income tax consequences to variable contract holders. For this information, such persons should consult the appropriate variable contract prospectus.

Payments to Financial Intermediaries

The fund is currently available solely as an underlying investment for variable contracts issued by insurance companies. The fund and its related companies may make payments to insurance companies (or their affiliates), and to broker-dealers and other financial intermediaries, for distribution and/or other services. These payments may be a factor that the insurance company considers in including the fund as an underlying investment option for its variable contracts. Payments to broker-dealers and other financial intermediaries may create a conflict of interest by influencing the broker-dealer or other financial intermediary to recommend a variable contract and the fund over another investment. Ask

your financial adviser or visit the website of the insurance company or the financial intermediary for more information. The disclosure document for your variable contract may contain additional information about these payments.

Fund Details

There can be no assurance that the funds will achieve their objectives. Except as explicitly described otherwise, the investment objectives, strategies and policies of each fund may be changed without shareholder approval.

The principal investment strategies and the main risks associated with investing in each fund are summarized in the fund summaries at the front of this prospectus. This section takes a more detailed look at some of the types of securities, the associated risks, and the various investment strategies that may be used in the day-to-day portfolio management of the funds, as described below. The funds seek to achieve their investment objectives by primarily investing in affiliated Schwab ETFs. The funds may also invest in affiliated mutual funds from Schwab Funds and unaffiliated third-party ETFs and mutual funds (all such ETFs and mutual funds referred to as “underlying funds”). Because the funds primarily invest in other funds rather than in individual stocks and bonds, each fund is considered a “fund of funds.” A fund of funds bears its own direct expenses in addition to bearing a proportionate share of the expenses charged by the underlying funds in which it invests. Investors should be aware that the investments made by the funds and the results achieved by the funds at any given time are not expected to be the same as those made by other mutual funds for which Charles Schwab Investment Management, Inc. serves as investment adviser, including mutual funds with names, investment objectives and policies similar to the funds.

Investment Objectives, Strategies and Risks

Investment Objectives

The investment objective of Schwab VIT Balanced Portfolio and Schwab VIT Balanced with Growth Portfolio is to seek long-term capital appreciation and income. Schwab VIT Growth Portfolio seeks long-term capital appreciation. Each fund's investment objective is not fundamental and therefore may be changed by the fund's board of trustees without shareholder approval. There is no guarantee the funds will achieve their objectives.

Investment Strategies

To pursue its goal, each fund aims to provide diversification across major asset classes, including domestic equity securities, international equity securities, real assets, fixed income securities and money market investments, as well as diversification across a range of sub-asset classes within the major asset classes. Each fund gains exposure to these asset classes by primarily investing in underlying funds. Except as otherwise noted, each fund's investment strategies may be changed without shareholder approval.

Each underlying fund may invest directly in equity, fixed income or other securities or investments, as appropriate, consistent with its investment objective, strategies and policies. Through their investments in underlying funds that invest in equity securities, the funds invest in large-cap stocks of U.S. and international developed-market countries and small-cap stocks of U.S. companies. **Schwab VIT Growth Portfolio** also invests in small-cap stocks of international developed-market countries, and the **Schwab VIT Balanced with Growth Portfolio** and **Schwab VIT Growth Portfolio** also invest principally in stocks of emerging market countries. Through its investments in underlying funds that invest in fixed-income investments, each fund invests in treasury bonds, and securitized bonds, which are primarily of investment grade, and **Schwab VIT Balanced Portfolio** also invests in corporate bonds, which are primarily of investment grade. The funds' investments in underlying funds that seek exposure to real assets include funds that invest in real estate investment trusts (REITs) and other companies related to the real estate industry. The funds may also invest in underlying funds that seek exposure to commodities. Finally, the funds may invest in money market investments, primarily through underlying funds that are money market funds.

Each of **Schwab VIT Balanced Portfolio** and **Schwab VIT Balanced with Growth Portfolio** normally will invest, including its investments in the underlying funds, at least 25% of its assets in equity securities and at least 25% of its assets in fixed income securities, which may include bonds, cash equivalents money market funds and money market investments. **Schwab VIT Growth Portfolio** normally will invest a higher percentage of its asset in equity securities. Under normal market conditions, the investment adviser allocates each fund's investments in underlying funds that it believes will provide the most favorable outlook for achieving each fund's investment goal. The following table provides each fund's allocation ranges among asset classes under normal market conditions. Investment allocations may vary from time to time.

	Equity	Fixed Income
Schwab VIT Balanced Portfolio	32%-62%	38%-68%
Schwab VIT Balanced with Growth Portfolio	50%-75%	25%-50%
Schwab VIT Growth Portfolio	67%-97%	3%-33%

The investment adviser has discretion to select the underlying fund investments and adjust the fund's underlying fund allocations within a particular asset class based on the following considerations: market trends, its outlook for a given market capitalization and sub-asset class,

and the underlying funds' performance in various market conditions. The investment adviser may add or remove asset classes and sub-asset classes at any time without prior notice.

Each fund intends to invest in a combination of underlying funds; however, the funds may invest directly in securities represented in the major asset classes noted above.

The underlying funds may invest in derivatives, and lend their securities. Securities lending may help underlying index funds to minimize the gap in performance that naturally exists between any index fund and its corresponding index.

For temporary defensive purposes during unusual economic or market conditions or for liquidity purposes, a fund may hold a significant amount of its assets in cash, money market instruments, repurchase agreements and other short-term obligations. When a fund engages in such activities, it may not achieve its investment objective.

More Information About Principal Investment Risks

Each fund is subject to risks, any of which could cause an investor to lose money. Principal risks of the funds include:

Conflicts of Interest Risk. The investment adviser's authority to select and substitute underlying funds from a variety of affiliated and unaffiliated mutual funds and ETFs may create a conflict of interest because the fees paid to it and its affiliates by some underlying funds are higher than the fees paid by other underlying funds. The investment adviser also may have an incentive to select an affiliated underlying fund for other reasons, including to increase assets under management or to support new investment strategies. In addition, other conflicts of interest may exist. For example, the investment adviser's decisions to cause a fund to purchase or redeem shares of an affiliated underlying fund could be influenced by its belief that an affiliated underlying fund may benefit from additional assets or that it is in the best interests of the affiliated underlying fund to limit purchases of shares of the underlying fund. In such cases, the best interests of the affiliated underlying fund may not be aligned with those of the fund. In addition, the investment adviser may be influenced by an insurance company that uses the fund as an investment vehicle for its variable life and annuity products in terms of how the fund is managed and its risk profile. However, the investment adviser is a fiduciary to each fund and is legally obligated to act in each fund's best interests when selecting underlying funds.

Market Risk. Financial markets rise and fall in response to a variety of factors, sometimes rapidly and unpredictably. Markets may be impacted by economic, political, regulatory and other conditions, including economic sanctions and other government actions. In addition, the occurrence of global events, such as war, terrorism, environmental disasters, natural disasters and epidemics, may also negatively affect the financial markets. These events could reduce consumer demand or economic output; result in market closures, changes in interest rates, inflation/deflation, travel restrictions or quarantines; and significantly adversely impact the economy. Governmental and quasi-governmental authorities and regulators throughout the world have in the past often responded to serious economic disruptions with a variety of significant fiscal and monetary policy changes which could have an unexpected impact on financial markets and a fund's investments. As with any investment whose performance is tied to these markets, the value of an investment in a fund will fluctuate, which means that an investor could lose money over short or long periods.

Exchange-Traded Fund (ETF) Risk. When a fund invests in an ETF, in addition to directly bearing the expenses associated with its own operations, it will bear a proportionate share of the ETF's expenses. Therefore, it may be more costly to own an ETF than to own the underlying securities directly. In addition, while the risks of owning shares of an ETF generally reflect the risks of owning the underlying securities the ETF holds, lack of liquidity in the market for an ETF's shares can result in its value being more volatile than the underlying portfolio of securities.

Operational Risk. Each fund is exposed to operational risk arising from a number of factors, including, but not limited to, human error, processing and communication errors, errors of the fund's service providers, counterparties or other third parties, failed or inadequate processes and technology or system failures. Each fund seeks to reduce these operational risks through controls and procedures believed to be reasonably designed to address these risks. However, these controls and procedures cannot address every possible risk and may not fully mitigate the risks that they are intended to address.

Underlying Fund Investment Risk. The value of an investment in a fund is based primarily on the prices of the underlying funds that the fund purchases. In turn, the price of each underlying fund is based on the value of its securities. The fund is subject to the performance, expenses and risks of the underlying funds in which it invests. Before investing in a fund, investors should assess the risks associated with the underlying funds in which the fund may invest and the types of investments made by those underlying funds. These risks include any combination of the risks described below, although the fund's exposure to a particular risk will depend on the fund's overall asset allocation and underlying fund allocation.

- **Investment Style Risk.** Some underlying funds seek to track the performance of various segments of the stock market, as measured by their respective indices. Each underlying fund follows these stocks during upturns as well as downturns. Because of their indexing strategy, the underlying funds do not take steps to reduce market exposure or to lessen the effects of a declining market. In addition, because of an underlying fund's expenses, the underlying fund's performance is normally below that of the index. Market disruptions could cause delays in an underlying fund's index's rebalancing schedule which may result in the index and, in turn, the underlying fund experiencing

returns different than those that would have been achieved under a normal rebalancing schedule. A significant percentage of the index may be composed of securities in a single industry or sector of the economy. If the underlying fund is focused in an industry or sector, it may present more risks than if it were broadly diversified over numerous industries and sectors of the economy.

- **Investment Risk.** An investment in an underlying fund is not a bank deposit and is not insured or guaranteed by the Federal Deposit Insurance Corporation or any other government agency. The fund may experience losses with respect to its investment in an underlying fund. Further, there is no guarantee that an underlying fund will be able to achieve its objective.
- **Equity Risk.** The prices of equity securities rise and fall daily. These price movements may result from factors affecting individual companies, industries or the securities market as a whole. Individual companies may report poor results or be negatively affected by industry and/or economic trends and developments. The prices of securities issued by such companies may suffer a decline in response. Governmental action, including the imposition of trade embargoes or tariffs, may also impact individual companies or markets as a whole. In addition, the equity market tends to move in cycles, which may cause stock prices to fall over short or extended periods of time. Due to their fixed income features, preferred stocks provide higher income potential than issuers' common stocks, but typically are more sensitive to interest rate changes than the underlying common stock. The rights of common stockholders are generally subordinate to the rights associated with an issuer's preferred stocks and the rights of preferred stockholders are generally subordinate to the rights associated with an issuer's debt securities on the distribution of an issuer's assets in the event of a liquidation.
- **Market Capitalization Risk.** Securities issued by companies of different market capitalizations tend to go in and out of favor based on market and economic conditions. In addition, there may be less trading volume in securities issued by mid- and small-cap companies than those issued by larger companies and, as a result, trading volatility may have a greater impact on the value of securities of mid- and small-cap companies. Securities issued by large-cap companies, on the other hand, may not be able to attain the high growth rates of some mid- and small-cap companies. During a period when securities of a particular market capitalization fall behind other types of investments, an underlying fund's performance could be impacted.
- **Large-Cap Company Risk.** Large-cap companies are generally more mature than smaller companies. They also may have fewer new market opportunities for their products or services, may focus resources on maintaining their market share, and may be unable to respond quickly to new competitive challenges. As a result, the securities issued by these companies may not be able to reach the same levels of growth as the securities issued by small- or mid-cap companies.
- **Small-Cap Company Risk.** Small-cap companies may be more vulnerable to adverse business or economic events than larger, more established companies and their securities may be riskier than those issued by larger companies. The value of securities issued by small-cap companies may be based in substantial part on future expectations rather than current achievements and their prices may move sharply, especially during market upturns and downturns. In addition, small-cap companies may have limited financial resources, management experience, product lines and markets, and their securities may trade less frequently and in more limited volumes than the securities of larger companies. Further, small-cap companies may have less publicly available information and such information may be inaccurate or incomplete.
- **Foreign Investment Risk.** An underlying fund's investments in securities of foreign issuers involve certain risks that may be greater than those associated with investments in securities of U.S. issuers. These include risks of adverse changes in foreign economic, political, regulatory and other conditions; changes in currency exchange rates or exchange control regulations (including limitations on currency movements and exchanges); differing accounting, auditing, financial reporting and legal standards and practices; differing securities market structures; and higher transaction costs. In certain countries, legal remedies available to investors may be more limited than those available with respect to investments in the U.S. These risks may negatively impact the value or liquidity of an underlying fund's investments and could impair the underlying fund's ability to meet its investment objective or invest in accordance with its investment strategy. In addition, an underlying fund's investments in foreign securities may be subject to economic sanctions or other government restrictions, including trade tariffs, embargoes or limitations on trade which could have a significant impact on a country's markets overall as well as global economies or markets. There also is the risk that the cost of buying, selling, and holding foreign securities, including brokerage, tax, and custody costs, may be higher than those involved in domestic transactions. The securities of some foreign companies may be less liquid and, at times, more volatile than securities of comparable U.S. companies. An underlying fund may also experience more rapid or extreme changes in value as compared to an underlying fund that invests solely in securities of U.S. companies because the securities markets of many foreign countries are relatively small, with a limited number of companies representing a small number of industries. To the extent an underlying fund's investments in a single country or a limited number of countries represent a large percentage of the underlying fund's assets, the underlying fund's performance may be adversely affected by the economic, political, regulatory and social conditions in those countries, and the underlying fund's price may be more volatile than the price of an underlying fund that is geographically diversified.
- **Emerging Markets Risk.** The risks of foreign investments apply to, and may be heightened in connection with, investments in emerging market countries or securities of issuers that conduct their business in emerging markets. Emerging market countries may be more likely to experience political turmoil or rapid changes in market or economic conditions than more developed countries. Emerging market

countries often have less uniformity in accounting, auditing, financial reporting and recordkeeping requirements and greater risk associated with the custody of securities. It is sometimes difficult to obtain and enforce court judgments in such countries. Material information about a company in an emerging market country may be unavailable or unreliable, and U.S. regulators may be unable to enforce a company's regulatory obligations. There is often a greater potential for nationalization, expropriation, confiscatory taxation, government regulation, social instability or diplomatic developments (including war) in emerging market countries, which could adversely affect the economies of, or investments in securities of issuers located in, such countries. In addition, emerging markets are substantially smaller than developed markets, and the financial stability of issuers (including governments) in emerging market countries may be more precarious than in developed countries. As a result, there will tend to be an increased risk of illiquidity and price volatility associated with an underlying fund's investments in emerging market countries which may be magnified by currency fluctuations relative to the U.S. dollar, and, at times, it may be difficult to value such investments.

- **Currency Risk.** An underlying fund's investments in securities denominated in, and/or receiving revenues in, foreign currencies, will subject the underlying fund to the risk that those currencies will decline in value relative to the U.S. dollar, or, in the case of hedging positions, that the U.S. dollar will decline in value relative to the currency hedged. In either event, the dollar value of an investment in an underlying fund would be adversely affected. Currency exchange rates may fluctuate in response to factors extrinsic to that country's economy, which makes the forecasting of currency market movements extremely difficult. Currency rates in foreign countries may fluctuate significantly over short periods of time for a number of reasons, including changes in interest rates; intervention (or failure to intervene) by U.S. or foreign governments, central banks or supranational entities such as the International Monetary Fund; or by the imposition of currency controls or other political developments in the United States or abroad. These can result in losses to an underlying fund if it is unable to deliver or receive currency or monies in settlement of obligations and could also cause hedges it has entered into to be rendered useless, resulting in full currency exposure as well as incurring transaction costs. Forward contracts on foreign currencies are not traded on exchanges; rather, a bank or dealer will act as agent or as principal in order to make or take future delivery of a specified lot of a particular currency for the underlying fund's account. An underlying fund is subject to the risk of a counterparty's failure, inability or refusal to perform with respect to such contracts.
- **Depositary Receipt Risk.** Foreign securities also include ADRs, which are U.S. dollar-denominated receipts representing shares of foreign-based corporations. ADRs are issued by U.S. banks or trust companies, and entitle the holder to all dividends and capital gains that are paid out on the underlying foreign shares. Foreign securities also include GDRs, which are similar to ADRs, but are shares of foreign-based corporations generally issued by international banks in one or more markets around the world. In addition, foreign securities include EDRs, which are similar to GDRs, but are shares of foreign-based corporations generally issued by European banks that trade on exchanges outside of the bank's home country. Investment in ADRs, GDRs and EDRs may be less liquid than the underlying shares in their primary trading market and GDRs, many of which are issued by companies in emerging markets, may be more volatile.
- **Growth Investing Risk.** Certain of the underlying funds pursue a "growth style" of investing. Growth stocks can be volatile for several reasons. Since growth companies usually invest a high portion of earnings in their businesses, they may lack the dividends of value stocks that can cushion stock prices in a falling market. The prices of growth stocks are based largely on projections of the issuer's future earnings and revenues. If a company's earnings or revenues fall short of expectations, its stock price may fall dramatically. Growth stocks may also be more expensive relative to their earnings or assets compared to value or other stocks.
- **Interest Rate Risk.** Interest rates rise and fall over time. As with any investment whose yield reflects current interest rates, an underlying fund's yield will change over time. During periods when interest rates are low or there are negative interest rates, an underlying fund's yield (and total return) also may be low or the underlying fund may be unable to maintain positive returns. Changes in interest rates also may affect an underlying fund's share price: a rise in interest rates generally causes an underlying fund's share price to fall. This risk is greater when an underlying fund holds fixed-income securities with longer maturities. The longer an underlying fund's portfolio duration, the more sensitive to interest rate movements its share price is likely to be. For example, an underlying fund with a longer portfolio duration is more likely to experience a decrease in its share price as interest rates rise. Duration is an estimate of a security's (or portfolio of securities) sensitivity to changes in prevailing interest rates that is based on certain factors that may prove to be incorrect. It is therefore not an exact measurement and may not be able to reliably predict a particular security's price sensitivity to changes in interest rates.

Economic conditions and other factors, including a central bank's monetary policy, may result in changes in interest rates, which could have sudden and unpredictable effects on the markets and significantly impact the value of fixed-income securities in which an underlying fund invests. Rising interest rates may decrease liquidity in the fixed-income securities markets, making it more difficult for an underlying fund to sell its fixed-income securities holdings at a time when the investment adviser might wish to sell such securities. In addition, decreased market liquidity also may make it more difficult to value some or all of an underlying fund's fixed-income securities holdings. Certain countries have experienced negative interest rates on certain fixed-income securities. Negative or very low interest rates could magnify the risks associated with changes in interest rates. In general, changing interest rates, including rates that fall below zero, could have unpredictable effects on markets and may expose fixed-income and related markets to heightened volatility. To the extent that the investment adviser of an underlying fund anticipates interest rate trends imprecisely, the underlying fund could miss yield opportunities or its share price could fall. Inflation-protected securities may react differently to interest rate changes than other types of fixed-income securities and tend to react to changes in "real" interest rates.

- **Credit Risk.** A decline in the credit quality of an issuer or guarantor of a portfolio investment could cause an underlying fund to lose money or underperform. An underlying fund could lose money if, due to a decline in credit quality, the issuer or guarantor of a portfolio investment fails to make, or is perceived as being unable or unwilling to make, timely principal or interest payments or otherwise honor its obligations. The credit quality of an underlying fund's portfolio holdings can change rapidly in certain market environments and any default on the part of a single portfolio investment could cause an underlying fund's share price or yield to fall. Certain U.S. government securities that an underlying fund invests in are not backed by the full faith and credit of the U.S. government, which means they are neither issued nor guaranteed by the U.S. Treasury. There can be no assurance that the U.S. government will provide financial support to securities of its agencies and instrumentalities if it is not obligated to do so under law. Also, any government guarantees on securities an underlying fund owns do not extend to the shares of the underlying fund itself. Below investment-grade bonds (junk bonds) involve greater risks of default or downgrade and are more volatile than investment-grade bonds. Below investment-grade bonds also involve greater risk of price declines than investment-grade securities due to actual or perceived changes in an issuer's creditworthiness. In addition, issuers of below investment-grade bonds may be more susceptible than other issuers to economic downturns. Such bonds are subject to the risk that the issuer may not be able to pay interest or dividends and ultimately to repay principal upon maturity. Discontinuation of these payments could substantially adversely affect the market value of the bonds.
- **Prepayment and Extension Risk.** Certain fixed-income securities are subject to the risk that the securities may be paid off earlier or later than expected, especially during periods of falling or rising interest rates, respectively. Rising interest rates tend to extend the duration of certain fixed-income securities, making them more sensitive to changes in interest rates. As a result, in a period of rising interest rates, an underlying fund could exhibit additional volatility and hold securities paying lower-than-market rates of interest. This is known as extension risk. When interest rates decline, borrowers may pay off their fixed-income securities sooner than expected. This can reduce an underlying fund's returns because the underlying fund will have to reinvest that money at the lower prevailing interest rates. In addition, prepayments and subsequent reinvestments increase the underlying fund's portfolio turnover rate. This is known as prepayment risk. Either situation could hurt an underlying fund's performance.
- **High-Yield Risk.** Funds that invest in high-yield securities and unrated securities of similar credit quality (junk bonds) may be subject to greater levels of credit and liquidity risk than funds that do not invest in such securities. These securities are considered predominately speculative with respect to the issuer's continuing ability to make principal and interest payments. High-yield securities may be more volatile than higher-rated securities. An economic downturn or period of rising interest rates could adversely affect the market for these securities and reduce an underlying fund's ability to sell these securities (liquidity risk). If the issuer of a security is in default with respect to interest or principal payments, an underlying fund may lose its entire investment. Because of the risks involved in investing in high-yield securities, an investment in an underlying fund that invests in such securities should be considered speculative. (The risk is more prevalent in the underlying funds that may be held by the **Schwab VIT Balanced with Growth Portfolio** and **Schwab VIT Growth Portfolio**.)
- **Variable Interest Entities Risk.** An underlying fund may gain exposure to certain operating companies in China through legal structures known as variable interest entities (VIEs). In China, ownership of companies in certain sectors by non-Chinese individuals and entities (including U.S. persons and entities, such as an underlying fund) is prohibited. To facilitate indirect non-Chinese investment, many China-based operating companies have created VIE structures. In a VIE structure, a China-based operating company will establish an entity outside of China that will enter into service and other contracts with the China-based operating company. Shares of the entities established outside of China are often listed and traded on an exchange. Non-Chinese investors (such as an underlying fund) hold equity interests in the entities established outside of China rather than directly in the China-based operating companies. This arrangement allows U.S. investors to obtain economic exposure to the China-based operating company through contractual means rather than through formal equity ownership. An investment in a VIE structure subjects an underlying fund to the risks associated with the underlying China-based operating company. In addition, an underlying fund may be exposed to certain associated risks, including the risks that: the Chinese government could subject the China-based operating company to penalties, revocation of business and operating licenses or forfeiture of ownership interests; the Chinese government may outlaw the VIE structure, which could cause an uncertain negative impact to existing investors in the VIE structure; the contracts underlying the VIE structure may not be enforced by Chinese courts; and shareholders of the China-based operating company may leverage the VIE structure to their benefit and to the detriment of the investors in the VIE structure. If these actions were to occur, the market value of an underlying fund's investments in the VIE structure would likely fall, causing investment losses, which could be substantial, for the underlying fund.
- **U.S. Government Securities Risk.** Some of the U.S. government securities that the underlying funds invest in are not backed by the full faith and credit of the U.S. government, which means they are neither issued nor guaranteed by the U.S. Treasury. Issuers such as the Federal Home Loan Banks (FHLB) maintain limited access to credit lines from the U.S. Treasury. Certain securities, such as obligations issued by the Federal Farm Credit Banks Funding Corporation, are supported solely by the credit of the issuer. There can be no assurance that the U.S. government will provide financial support to securities of its agencies and instrumentalities if it is not obligated to do so under law. Also, any government guarantees on securities the underlying funds own do not extend to shares of the underlying funds themselves. In September 2008, the Federal Housing Finance Agency placed the Federal National Mortgage Association

(Fannie Mae) and the Federal Home Loan Mortgage Corporation (Freddie Mac) into conservatorship. The actions of the U.S. Treasury are intended to ensure that Fannie Mae and Freddie Mac maintain a positive net worth and meet their financial obligations, preventing mandatory triggering of receivership. No assurance can be given that the U.S. Treasury initiatives will be successful.

- **Real Estate Investment Risk.** An underlying fund in which a fund may invest may have a policy of concentrating its investments in real estate companies and companies related to the real estate industry. Such an underlying fund is subject to risks associated with the direct ownership of real estate securities and a fund's investment in such an underlying fund will be closely linked to the performance of the real estate markets. An investment by a fund in an underlying fund that invests, but does not concentrate, in real estate companies and companies related to the real estate industry will subject the underlying fund to the risks associated with the direct ownership of real estate securities to a lesser extent. These risks include, among others, declines in the value of real estate; risks related to general and local economic conditions; possible lack of availability of mortgage funds; overbuilding; extended vacancies of properties; defaults by borrowers or tenants, particularly during an economic downturn; increasing competition; increases in property taxes and operating expenses; changes in zoning laws; losses due to costs resulting from the clean-up of environmental problems; liability to third parties for damages resulting from environmental problems; casualty or condemnation losses; limitations on rents; changes in market and sub-market values and the appeal of properties to tenants; and changes in interest rates.
- **REITs Risk.** An underlying fund in which a fund may invest may invest in REITs. In addition to the risks associated with investing in securities of real estate companies and real estate related companies, REITs are subject to certain additional risks. Equity REITs may be affected by changes in the value of the underlying properties owned by the trusts, and mortgage REITs may be affected by the quality of any credit extended. Further, REITs are dependent upon specialized management skills and may have their investments in relatively few properties, or in a small geographic area or a single property type. REITs are also subject to heavy cash flow dependency, defaults by borrowers and self-liquidation. In addition, REITs could possibly fail to qualify for tax free pass-through of income under the Internal Revenue Code, or to maintain their exemptions from registration under the Investment Company Act of 1940. The failure of a company to qualify as a REIT under federal tax law may have adverse consequences to an underlying fund that invests in that REIT. The above factors may also adversely affect a borrower's or a lessee's ability to meet its obligations to the REIT. In the event of a default by a borrower or lessee, the REIT may experience delays in enforcing its rights as a mortgagee or lessor and may incur substantial costs associated with protecting its investments. In addition, REITs have their own expenses, and an underlying fund that invests in REITs will bear a proportionate share of those expenses.
- **Liquidity Risk.** Liquidity risk exists when particular investments are difficult to purchase, sell or value, especially during stressed market conditions. The market for certain investments may become illiquid due to specific adverse changes in the conditions of a particular issuer or under adverse market or economic conditions independent of the issuer. In addition, limited dealer inventories of certain securities could potentially lead to decreased liquidity. In such cases, an underlying fund's investments in illiquid securities may reduce the returns of the fund because the underlying fund may be unable to sell the illiquid securities at an advantageous time or price. Further, transactions in illiquid securities may entail transaction costs that are higher than those for transactions in liquid securities. Liquidity risk also includes the risk that market conditions or large shareholder redemptions, which may occur rapidly or unexpectedly, may impact the ability of the underlying fund to meet redemption requests within the required time period. In order to meet such redemption requests, the underlying fund may be forced to sell securities at inopportune times or prices, which could reduce the performance of the underlying fund.
- **Derivatives Risk.** An underlying fund may use derivatives to enhance returns or hedge against market declines. Examples of derivatives are options, futures, options on futures and swaps. An option is the right, but not the obligation, to buy or sell an instrument at a specific price on or before a specific date. A future is an agreement to buy or sell a financial instrument at a specific price on a specific day. A swap is an agreement whereby two parties agree to exchange payment streams calculated in relation to a rate, index, instrument or certain securities and a predetermined amount. A credit default swap is an agreement in which the seller agrees to make a payment to the buyer in the event of a specified credit event in exchange for a fixed payment or series of fixed payments.

An underlying fund's use of derivative instruments involves risks different from or possibly greater than the risks associated with investing directly in securities and other traditional investments. Certain of these risks, such as credit risk, leverage risk, liquidity risk, market risk, management risk and operational risk are discussed elsewhere in this prospectus. An underlying fund's use of derivatives is also subject to counterparty risk, lack of availability risk, valuation risk, correlation risk and tax risk. Counterparty risk is the risk that the counterparty to a derivatives transaction may not fulfill its obligations either because the financial condition of the counterparty declines, or because the counterparty is otherwise unable or unwilling to perform under the contract. Lack of availability risk is the risk that suitable derivative transactions may not be available in all circumstances for risk management or other purposes. Valuation risk is the risk that a particular derivative may be valued incorrectly. Correlation risk is the risk that changes in the value of the derivative may not correlate perfectly with the underlying asset, rate or index. Tax risk is the risk that the use of derivatives may cause an underlying fund to realize higher amounts of short-term capital gains. The underlying fund's use of derivatives could reduce the underlying fund's performance, increase its volatility, and could cause an underlying fund to lose more than the initial amount invested. However, these risks are less severe when the underlying fund uses derivatives for hedging rather than to enhance the underlying fund's returns or as a substitute for a position or security. An underlying fund's use of derivatives that are subject to regulation by the CFTC could cause an

underlying fund to become a commodity pool, which would require the underlying fund to comply with certain CFTC rules. An underlying fund's use of derivatives also could create a risk of counterparty default under certain transactions, risks that the fund would need to liquidate portfolio positions when it may not be advantageous to do so in order to meet margin and payment obligations, and legal risks relating to insufficient documentation, insufficient capacity or authority of a counterparty, or legality or enforceability of a contract.

- **Leverage Risk.** Certain underlying fund transactions, such as derivatives transactions, short sales, reverse repurchase agreements, and mortgage dollar rolls, may give rise to a form of leverage and may expose the underlying fund to greater risk. In a reverse repurchase agreement, the underlying fund would sell a security and enter into an agreement to repurchase the security at a specified future date and price. Leverage tends to magnify the effect of any decrease or increase in the value of an underlying fund's portfolio securities. The use of leverage may cause an underlying fund to liquidate portfolio positions when it would not be advantageous to do so in order to satisfy its obligations.
- **Management Risk.** An underlying fund may be an actively managed mutual fund. Any actively managed mutual fund is subject to the risk that its investment adviser (or sub-adviser(s)) will select investments or allocate assets in a manner that could cause the fund to underperform or otherwise not meet its objective. An underlying fund's adviser applies its own investment techniques and risk analyses in making investment decisions for the fund, but there can be no guarantee that they will produce the desired results. In addition, with respect to certain of the underlying funds, the investment adviser makes investment decisions for the fund using a strategy based largely on historical information. There is no guarantee that a strategy based on historical information will produce the desired results in the future. In addition, if market dynamics change, the effectiveness of this strategy may be limited. Either of these risks may cause these underlying funds to underperform other funds with a similar investment objective.
- **Tracking Error Risk.** An underlying fund may seek to track the performance of its benchmark index, although it may not be successful in doing so. The divergence between the performance of an underlying fund and its benchmark index, positive or negative, is called "tracking error." Tracking error can be caused by many factors and it may be significant. For example, an underlying fund may not invest in certain securities in its benchmark index, match the securities' weighting to the index, or the underlying fund may invest in securities not in the index, due to regulatory, operational, custodial or liquidity constraints; corporate transactions; asset valuations; transaction costs and timing; tax considerations; and index rebalancing, which may result in tracking error. An underlying fund may attempt to offset the effects of not being invested in certain index securities by making substitute investments, but these efforts may not be successful. In certain circumstances, the underlying fund may value individual securities based on fair value prices developed using methods approved by the underlying fund's board of trustees. To the extent the fund calculates its NAV based on fair value prices, the underlying fund's performance may diverge from the index. In addition, cash flows into and out of an underlying fund, operating expenses and trading costs all affect the ability of the fund to match the performance of its index, because the index does not have to manage cash flows and does not incur any costs.
- **Securities Lending Risk.** Certain of the underlying funds may lend their portfolio securities to brokers, dealers, and other financial institutions provided a number of conditions are satisfied, including that the loan is fully collateralized. When an underlying fund lends portfolio securities, its investment performance will continue to reflect changes in the value of the securities loaned, and the underlying fund will also receive a fee or interest on the collateral. Securities lending involves the risk of loss of rights in, or delay in recovery of, the loaned securities if the borrower fails to return the security loaned or becomes insolvent. An underlying fund may pay lending fees to a party arranging the loan. An underlying fund will also bear the risk of any decline in the value of securities acquired with cash collateral.
- **Repurchase Agreements Risk.** When an underlying fund enters into a repurchase agreement, the underlying fund is exposed to the risk that the other party (i.e., the counterparty) will not fulfill its contractual obligation. In a repurchase agreement, there exists the risk that, when an underlying fund buys a security from a counterparty that agrees to repurchase the security at an agreed upon price (usually higher) and time, the counterparty will not repurchase the security. These risks are magnified to the extent that a repurchase agreement is secured by collateral other than cash and government securities, such as debt securities, equity securities and high yield securities that are rated below investment grade (also referred to as junk bonds) (Alternative Collateral). High yield securities that are used as Alternative Collateral are subject to greater levels of credit and liquidity risk, and are considered primarily speculative with respect to the issuer's continuing ability to make principal and interest payments. Alternative Collateral may be subject to greater price volatility and may be more volatile or less liquid than other types of collateral, increasing the risk that an underlying fund will be unable to recover fully in the event of a counterparty's default.
- **Mortgage-Backed and Mortgage Pass-Through Securities Risk.** Mortgage-backed securities tend to increase in value less than other debt securities when interest rates decline, but are subject to similar or greater risk of decline in market value during periods of rising interest rates. Because of prepayment and extension risk, mortgage-backed securities react differently to changes in interest rates than other debt securities. Small movements in interest rates – both increases and decreases – may quickly and significantly affect the value of certain mortgage-backed securities. In addition, certain of the mortgage-backed securities in which an underlying fund may invest are issued or guaranteed by agencies or instrumentalities of the U.S. government but are not backed by the full faith and credit of the U.S. government and there can be no assurance that the U.S. government would provide financial support to its agencies or instrumentalities where it was not obligated to do so which can cause an underlying fund to lose money or underperform. The risks of

investing in mortgage-backed securities include, among others, interest rate risk, credit risk, prepayment risk and extension risk, as well as risks associated with the nature of the underlying mortgage assets and the servicing of those assets. These securities are subject to the risk of default on the underlying mortgages, and such risk is heightened during periods of economic downturn. Transactions in mortgage pass-through securities often occur through to-be-announced (TBA) transactions. If a TBA counterparty defaults or goes bankrupt an underlying fund may experience adverse market action, expenses, or delays in connection with the purchase or sale of the pools of mortgage pass-through securities specified in a TBA transaction which can cause an underlying fund to lose money or underperform.

- **Inflation Protected Security Risk.** The value of inflation-protected securities, including Treasury Inflation Protected Securities (TIPS), generally will fluctuate in response to changes in “real” interest rates. Real interest rates represent nominal (or stated) interest rates reduced by the expected impact of inflation. The value of an inflation-protected security generally decreases when real interest rates rise and generally increase when real interest rates fall. In addition, the principal value of an inflation-protected security is periodically adjusted up or down along with the rate of inflation. If the measure of inflation falls, the principal value of the inflation-protected security will be adjusted downwards, and consequently, the interest payable on the security will be reduced. Repayment of the original bond principal upon maturity (as adjusted for inflation) is guaranteed by the United States Treasury in the case of TIPS. For securities that do not provide a similar guarantee, the adjusted principal value of the security to be repaid at maturity is subject to credit risk.
- **Commodity Risk.** To the extent that an underlying fund invests in commodity-linked derivative instruments, it may subject the underlying fund to greater volatility than investments in traditional securities. Also, commodity-linked investments may be more volatile and less liquid than the underlying commodity. The value of commodity-linked derivative instruments may be affected by changes in overall market movements, commodity index volatility, changes in interest rates, or factors affecting a particular industry or commodity, such as drought, floods, weather, livestock disease, embargoes, tariffs and international economic, political and other regulatory and market developments. In addition, new regulations may impact an underlying fund’s strategy to invest in commodity-linked investments or increase the costs associated with such investments. The use of leveraged commodity-linked derivatives creates an opportunity for increased return, but also creates the possibility for a greater loss.
- **Commodity Regulation Risk.** The Commodity Futures Trading Commission (CFTC) has recently adopted amendments to CFTC Rule 4.5, which may subject an underlying fund to regulation by the CFTC. In order to avoid CFTC regulation, an underlying fund may limit its exposure to the commodities markets in order to qualify for an exclusion from regulation in CFTC Rule 4.5. Alternatively, an underlying fund or its adviser may determine to operate subject to applicable CFTC requirements, including registration, disclosure and operational requirements under the Commodity Exchange Act. Compliance with these additional requirements could increase an underlying fund’s expenses.
- **Commodity Tax Risk.** An underlying fund must derive at least 90% of its gross income from qualifying sources in order to qualify for favorable tax treatment as a RIC. This requirement will limit the ability of a fund to invest in commodities, derivatives on commodities, or other items that could result in non-qualifying income. Although the IRS has issued numerous favorable private letter rulings concluding that income from commodity-linked notes or through investments in an offshore subsidiary is qualifying income for purposes of the 90% qualifying gross income test applicable to RICs, such rulings can be relied on only by the taxpayers to whom they are issued. Moreover, the IRS currently is reconsidering whether and how a RIC should be permitted to gain indirect commodity exposure. The IRS recently issued proposed regulations that, if finalized, would generally treat an underlying fund’s income inclusion with respect to such a subsidiary as qualifying income only if there is a distribution out of the earnings and profits of the subsidiary that are attributable to such income inclusion. The proposed regulations, if adopted, would apply to taxable years beginning on or after 90 days after the regulations are published as final. The IRS also recently issued a revenue procedure, which states that the IRS will not in the future issue private letter rulings that would require a determination of whether an asset (such as a commodity index-linked note) is a “security” under the 1940 Act. Future IRS guidance, or possibly legislation, could further limit the ability of a RIC to gain commodity exposure.
- **Subsidiary Risk.** To the extent that an underlying fund invests in an offshore subsidiary to increase its exposure to commodities, the subsidiary may be organized under the laws of another jurisdiction and may not be registered under the 1940 Act. Therefore, the subsidiary may not be subject to the certain investor protections. Additionally, changes in U.S. law, including future guidance by the IRS or the law of the jurisdiction to which the subsidiary is subject, could result in the inability of the underlying fund and/or its subsidiary to operate as described in its prospectus.
- **Money Market Fund Risk.** In addition to the risks discussed under “Investment Risk” above, an investment by the fund in an underlying money market fund has additional risks. The fund may invest in underlying money market funds that either seek to maintain a stable \$1 net asset value (“stable share price money market funds”) or that have a share price that fluctuates (“variable share price money market funds”). Although an underlying stable share price money market fund seeks to maintain a stable \$1 net asset value, it is possible to lose money by investing in such a money market fund. Because the share price of an underlying variable share price money market fund will fluctuate, when the fund sells the shares it owns they may be worth more or less than what the fund originally paid for them. In addition,

neither type of money market fund is designed to offer capital appreciation. In exchange for their emphasis on stability and liquidity, money market investments may offer lower long-term performance than stock or bond investments. Certain underlying money market funds may impose a fee upon the sale of shares or may temporarily suspend the ability to sell shares if such fund's liquidity falls below required minimums.

Portfolio Holdings

A description of the funds' policies and procedures with respect to the disclosure of the funds' portfolio securities is available in the funds' Statement of Additional Information (SAI). The funds' portfolio holdings information is available on the Schwab Funds website at www.schwabassetmanagement.com/schwabfunds_prospectus, under "Prospectus & Reports", typically 60-80 days after the end of the funds' fiscal quarter.

Financial Highlights

This section provides further details about each fund's financial history for the past five years. Certain information reflects financial results for a single fund share. "Total return" shows the percentage that an investor in a fund would have earned or lost during a given period, assuming all distributions were reinvested. The figures do not reflect the fees and expenses of any insurance company separate account or variable insurance contract issued by such insurance company. Such expenses, if included, would lower the figures shown. This information for fiscal years ended December 31, 2018 and December 31, 2019 has been audited by each fund's prior independent registered public accounting firm. The information for the fiscal years ended December 31, 2020 through December 31, 2022 has been audited by Deloitte & Touche LLP (Deloitte). Deloitte's full report is included in each fund's annual report (see back cover).

Schwab VIT Balanced Portfolio

	1/1/22- 12/31/22	1/1/21- 12/31/21	1/1/20- 12/31/20	1/1/19- 12/31/19	1/1/18- 12/31/18
Per-Share Data					
Net asset value at beginning of period	\$ 14.99	\$ 14.04	\$ 13.25	\$ 11.82	\$ 12.58
Income (loss) from investment operations:					
Net investment income (loss) ⁽¹⁾	0.22	0.21	0.20	0.25	0.23
Net realized and unrealized gains (losses)	(2.42)	0.93	0.86	1.42	(0.80)
Total from investment operations	(2.20)	1.14	1.06	1.67	(0.57)
Less distributions:					
Distributions from net investment income	(0.21)	(0.19)	(0.24)	(0.22)	(0.17)
Distributions from net realized gains	(0.25)	(0.00) ⁽²⁾	(0.03)	(0.02)	(0.02)
Total distributions	(0.46)	(0.19)	(0.27)	(0.24)	(0.19)
Net asset value at end of period	\$ 12.33	\$ 14.99	\$ 14.04	\$ 13.25	\$ 11.82
Total return	(14.71%)	8.19%	8.23%	14.24%	(4.63%)
Ratios/Supplemental Data					
Ratios to average net assets:					
Net operating expenses ⁽³⁾	0.53% ⁽⁴⁾	0.52%	0.54%	0.56%	0.55%
Gross operating expenses ⁽³⁾	0.53% ⁽⁴⁾	0.52%	0.54%	0.56%	0.55%
Net investment income (loss)	1.70%	1.42%	1.53%	1.97%	1.87%
Portfolio turnover rate	19%	13%	38%	15%	9%
Net assets, end of period (x 1,000)	\$74,061	\$92,777	\$83,577	\$75,883	\$66,475

⁽¹⁾ Calculated based on the average shares outstanding during the period.

⁽²⁾ Per-share amount was less than \$0.005.

⁽³⁾ Ratio excludes acquired fund fees and expenses, which are indirect expenses incurred by the fund through its investments in underlying funds.

⁽⁴⁾ Ratio includes less than 0.005% of non-routine proxy expenses.

Schwab VIT Balanced with Growth Portfolio

	1/1/22- 12/31/22	1/1/21- 12/31/21	1/1/20- 12/31/20	1/1/19- 12/31/19	1/1/18- 12/31/18
Per-Share Data					
Net asset value at beginning of period	\$ 17.24	\$ 15.68	\$ 14.59	\$ 12.66	\$ 13.80
Income (loss) from investment operations:					
Net investment income (loss) ⁽¹⁾	0.24	0.25	0.22	0.28	0.25
Net realized and unrealized gains (losses)	(3.00)	1.53	1.20	1.99	(1.16)
Total from investment operations	(2.76)	1.78	1.42	2.27	(0.91)
Less distributions:					
Distributions from net investment income	(0.25)	(0.22)	(0.29)	(0.26)	(0.21)
Distributions from net realized gains	(0.30)	-	(0.04)	(0.08)	(0.02)
Total distributions	(0.55)	(0.22)	(0.33)	(0.34)	(0.23)
Net asset value at end of period	\$ 13.93	\$ 17.24	\$ 15.68	\$ 14.59	\$ 12.66
Total return	(16.00%)	11.42%	10.09%	18.05%	(6.70%)
Ratios/Supplemental Data					
Ratios to average net assets:					
Net operating expenses ⁽²⁾	0.49% ⁽³⁾	0.49%	0.50%	0.51%	0.50%
Gross operating expenses ⁽²⁾	0.49% ⁽³⁾	0.49%	0.50%	0.51%	0.50%
Net investment income (loss)	1.61%	1.48%	1.56%	2.04%	1.87%
Portfolio turnover rate	13%	8%	21%	7%	8%
Net assets, end of period (x 1,000)	\$150,867	\$184,104	\$163,848	\$162,364	\$139,551

⁽¹⁾ Calculated based on the average shares outstanding during the period.

⁽²⁾ Ratio excludes acquired fund fees and expenses, which are indirect expenses incurred by the fund through its investments in underlying funds.

⁽³⁾ Ratio includes less than 0.005% of non-routine proxy expenses.

Schwab VIT Growth Portfolio

	1/1/22- 12/31/22	1/1/21- 12/31/21	1/1/20- 12/31/20	1/1/19- 12/31/19	1/1/18- 12/31/18
Per-Share Data					
Net asset value at beginning of period	\$ 19.83	\$ 17.52	\$ 16.24	\$ 13.75	\$ 15.28
Income (loss) from investment operations:					
Net investment income (loss) ⁽¹⁾	0.25	0.29	0.24	0.30	0.27
Net realized and unrealized gains (losses)	(3.68)	2.27	1.51	2.54	(1.53)
Total from investment operations	(3.43)	2.56	1.75	2.84	(1.26)
Less distributions:					
Distributions from net investment income	(0.29)	(0.25)	(0.32)	(0.27)	(0.22)
Distributions from net realized gains	(0.42)	-	(0.15)	(0.08)	(0.05)
Total distributions	(0.71)	(0.25)	(0.47)	(0.35)	(0.27)
Net asset value at end of period	\$ 15.69	\$ 19.83	\$ 17.52	\$ 16.24	\$ 13.75
Total return	(17.24%)	14.67%	11.34%	20.84%	(8.35%)
Ratios/Supplemental Data					
Ratios to average net assets:					
Net operating expenses ⁽²⁾	0.49% ⁽³⁾	0.49%	0.50%	0.51%	0.50%
Gross operating expenses ⁽²⁾	0.49% ⁽³⁾	0.49%	0.50%	0.51%	0.50%
Net investment income (loss)	1.50%	1.53%	1.55%	1.98%	1.78%
Portfolio turnover rate	13%	13%	18%	5%	9%
Net assets, end of period (x 1,000)	\$147,720	\$187,038	\$165,495	\$160,381	\$139,844

⁽¹⁾ Calculated based on the average shares outstanding during the period.

⁽²⁾ Ratio excludes acquired fund fees and expenses, which are indirect expenses incurred by the fund through its investments in underlying funds.

⁽³⁾ Ratio includes less than 0.005% of non-routine proxy expenses.

The Funds' Investments in Asset Classes and Sub-Asset Classes

Through each fund's investments in its underlying funds, as well as its direct investments, each fund aims to provide diversification across major asset classes as well as diversification across a range of sub-asset classes within the major asset classes. Each fund's allocation to an asset or sub-asset class may change over time. The investment adviser may add or remove asset classes and sub-asset classes at any time without prior notice. For additional details regarding how the adviser determines the funds' underlying fund and asset class allocations, please refer back to the "Principal Investment Strategies" section in the Fund Summary sections and the section "Fund details: Investment Objectives, Strategies and Risks" in this prospectus.

The following chart provides a list of the asset classes and sub-asset classes and the target in which each fund expects to be invested as of the date of this prospectus.

Major Asset Class	Sub-Asset Class	Schwab VIT	Schwab VIT	Schwab VIT
		Balanced Portfolio Allocation Target (%)	Balanced with Growth Portfolio Allocation Target (%)	Growth Portfolio Allocation Target (%)
U.S. Stocks	Large-Cap	26%	34%	40%
	Small-Cap	3%	4%	6%
	Micro-Cap	-	-	-
International Stocks	Developed-Market Large-Cap	11%	16%	21%
	Developed-Market Small-Cap	2%	3%	4%
	Emerging-Market	2%	3%	5%
Real Assets	Real Estate	3%	5%	6%
	Commodities	-	-	-
Fixed Income	Inflation-Protected Bonds	4%	1%	0%
	Treasury Bonds	9%	4%	0%
	Agency Bonds	-	-	-
	Corporate Bonds	-	-	-
	Mortgage-Backed Bonds	-	-	-
	Bloomberg Aggregate	36%	26%	14%
	International Developed-Market Bonds	-	-	-
	High Yield Bonds	-	-	-
	Money Market Funds and Cash Equivalents	4%	4%	4%
		100%	100%	100%

Fund Management

The investment adviser for the funds is Charles Schwab Investment Management, Inc., dba Schwab Asset Management, 211 Main Street, San Francisco, CA 94105. The investment adviser was founded in 1989 and as of February 28, 2023, managed approximately \$829.9 billion in assets.

The investment adviser oversees the asset management and administration of each fund. As compensation for these services, the investment adviser receives a management fee from each fund. For the 12 months ended December 31, 2022, these fees were 0.45% for the Balanced Portfolio, 0.45% for the Balanced with Growth Portfolio, and 0.45% for the Growth Portfolio. These figures, which are expressed as a percentage of each fund's average daily net assets, represent the actual amounts paid, including the effects of reductions.

A discussion regarding the basis for the Board of Trustees' approval of the funds' investment advisory agreements is available in each fund's 2022 semiannual report, which covers the period from January 1, 2022 through June 30, 2022.

Zifan Tang, Ph.D., CFA, Senior Portfolio Manager, is responsible for the co-management of the funds. She has managed the funds since their inception. Prior to joining Schwab Asset Management in 2012, Ms. Tang was a product manager at Thomson Reuters, and from 1997 to 2009, worked as a portfolio manager at Barclays Global Investors, which was subsequently acquired by BlackRock.

Drew Hayes, CFA, Portfolio Manager for Schwab Asset Management, is responsible for the co-management of the funds. Mr. Hayes has been with Schwab since 2006. Before becoming a portfolio manager, he spent seven years as a senior fixed income specialist for Schwab Wealth Advisory, Inc. Prior to that, he worked as a bond investment specialist for two years and as a registered representative for two years for Charles Schwab & Co., Inc.

Patrick Kwok, CFA, Portfolio Manager for Schwab Asset Management, is responsible for the co-management of the funds. Previously, Mr. Kwok served as an associate portfolio manager from 2012 to 2016. Prior to that, he worked as a fund administration manager, where he was responsible for oversight of subadvisers, trading, cash management and fund administration supporting the Charles Schwab Trust Bank Collective Investment Trusts and multi-asset Schwab Funds. Prior to joining Schwab Asset Management in 2008, Mr. Kwok spent two years as an asset operations specialist at Charles Schwab Trust Company. He also worked for one year at State Street Bank & Trust Company as a portfolio accountant and pricing specialist.

Additional information about the portfolio managers' compensation, other accounts managed by the portfolio managers and the portfolio managers' ownership of securities in each fund is available in the SAI.

Investing in the Funds

Investing Through a Financial Intermediary

Shares of the funds are sold on a continuous no load basis and are currently available exclusively for variable annuity and variable life insurance separate accounts, and in the future may be offered to tax-qualified retirement plans (tax qualified plans). Variable life and variable annuity contract (variable contract(s)) investors also should review the variable contract prospectus prepared by their insurance company. Although shares of the funds are not available for purchase directly by the general public, you may nevertheless allocate account value under your variable contract to and from each fund in accordance with the terms of your variable contract. Please refer to the appropriate variable contract prospectus for further information on how to make an allocation and how to purchase or surrender your variable contract.

Shares of the funds are expected to be offered to participating insurance companies and their separate accounts to fund benefits under variable contracts as well as to tax qualified plans. The relationships of tax qualified plans and plan participants to the fund would be subject, in part, to the provisions of the individual tax qualified plans and applicable law. Accordingly, such relationships could be different from those described in this prospectus for separate accounts and variable contract owners in such areas, for example, as tax matters and voting privileges.

The funds do not foresee any disadvantage to variable contract owners or plan participants arising out of these arrangements. Nevertheless, differences in treatment under tax and other laws, as well as other considerations, could cause the interests of various purchasers of variable contracts (and the interests of any plan participants) to conflict. For example, violation of the federal tax laws by one separate account investing in the funds could cause the variable contracts funded through another separate account to lose their tax-deferred status, unless remedial action were taken. The funds, the participating insurance companies, and any tax qualified plans investing in the funds may be subject to conditions imposed by the SEC that are designed to prevent or remedy any such conflicts. These conditions would require the funds' Board of Trustees to monitor events in order to identify the existence of any material irreconcilable conflict that may possibly arise and to determine what action, if any, should be taken in response to any such conflict. If a material irreconcilable conflict arises involving separate accounts or tax qualified plans, a separate account or tax qualified plan may be required to withdraw its participation in the funds.

The investment adviser or its affiliates make cash payments out of their own resources, or provide products and services at a discount, to certain brokerage firms, banks, retirement plan service providers, insurance companies and other financial intermediaries that perform shareholder, recordkeeping, subaccounting and other administrative services in connection with investments in fund shares. These payments or discounts are separate from, and may be in addition to, any shareholder service fees or other administrative fees the fund may pay to those intermediaries. The investment adviser or its affiliates also make cash payments out of their own resources, or provide products and services at a discount, to certain financial intermediaries that perform distribution, marketing, promotional or other distribution-related services. The payments or discounts described by this paragraph may be substantial; however, distribution-related services provided by such intermediaries are paid by the investment adviser or its affiliates, not by the funds or their shareholders.

Share Price

The funds are open for business each day that the New York Stock Exchange (NYSE) is open. The funds calculate their share price each business day as of the close of the NYSE (generally 4 p.m. Eastern time). If the NYSE is closed due to weather or other extenuating circumstances on a day it would typically be open for business, or the NYSE has an unscheduled early closing on a day it has opened for business, the funds reserve the right to treat such day as a business day and accept purchase and redemption orders and calculate their share price as of the normally scheduled close of regular trading on the NYSE for that day. Each fund's share price is its net asset value (NAV) per share which is the fund's net assets divided by the number of its shares outstanding. Purchase and redemption orders from separate accounts investing in the funds that are received and accepted by a participating insurance company, as the funds' designee, will be executed at each applicable fund's next calculated NAV. The funds typically expect to pay sales proceeds to a participating insurance company within two business days following receipt of a shareholder redemption order. However, the funds may take up to seven days to pay sales proceeds to a participating insurance company.

All orders to purchase shares of the funds are subject to acceptance by the fund and are not binding until confirmed or accepted in writing.

In valuing underlying fund investments, excluding ETFs, the funds use the NAVs reported by their underlying funds. The funds' other portfolio securities, including underlying ETFs, are valued using market quotations or official closing prices if they are readily available. In cases where market quotations are not readily available or the adviser deems them unreliable, the funds' portfolio securities are valued based on fair values developed following procedures approved by the funds' Board of Trustees. For information regarding the pricing policies of the underlying ETFs and other open-end investment companies, including the circumstances under which the underlying ETFs and

other open-end investment companies will use fair value pricing and the effects of fair value pricing, please refer to the prospectuses of the underlying ETFs and other open-end investment companies. The Board of Trustees has designated the investment adviser as the valuation designee (Valuation Designee) for the fund to perform the fair value determination relating to all fund investments.

Investors should be aware that because foreign markets are often open on weekends and other days when the funds are closed, the value of some of the funds' securities may change on days when it is not possible to buy or sell shares of the fund.

Additional Policies Affecting Your Investment

Each Fund Reserves Certain Rights, Including the Following:

- To suspend the right to sell shares back to the fund, and delay sending proceeds, during times when trading on the NYSE is restricted or halted, or otherwise as permitted by the SEC.
- To withdraw or suspend any part of the offering made by this prospectus.

Policy Regarding Short-Term or Excessive Trading and Trade Activity Monitoring

The funds are intended for long-term investment and not for short-term or excessive trading (collectively market timing). Market timing may adversely impact the funds' performance by disrupting the efficient management of the funds and increasing the funds' transaction costs, causing the funds to maintain higher cash balances, and diluting the value of the funds' shares.

To discourage market timing, each fund's Board of Trustees has adopted policies and procedures that are reasonably designed to reduce the risk of market timing by fund shareholders. Each fund seeks to deter market timing through several methods. These methods may include fair value pricing and trade activity monitoring. Fair value pricing is discussed more thoroughly in the subsequent pages of this prospectus and is considered an element of the funds' policy regarding short term or excessive trading. Trade activity monitoring is risk based and seeks to identify patterns of activity in amounts that might be detrimental to the funds.

The funds and their service providers maintain risk-based surveillance procedures designed to detect market timing in fund shares in amounts that might be detrimental to the fund. Under these procedures, the funds have requested that service providers to the funds monitor transactional activity in amounts and frequency determined by each fund to be significant to the fund and in a pattern of activity that potentially could be detrimental to the fund. Generally, excessive trading activity in a fund is measured by the number of roundtrip transactions in a shareholder's account. A roundtrip transaction occurs when a shareholder completes a purchase of shares and then sells the same fund's shares (including exchanges). If an investor engages in multiple roundtrips in a fund within a 60 day period or the fund, in its sole discretion based on these or other factors, determines that a shareholder has engaged in market timing, it may refuse to process future purchases or exchanges into such fund by that shareholder for a period of 90 days. Subsequent violations within a 12 month period will be evaluated to determine whether a permanent block is appropriate. These procedures may be modified from time to time as appropriate to improve the detection of market timing and to comply with applicable laws. However, because the funds are sold only through variable contracts offered through separate accounts, the detection and deterrence of market timing activities in some instances may be more efficient at the separate account level than at the fund level.

Each fund may also defer to an insurance company's (or its agent's) frequent trading policies with respect to those fund investors who invest in the fund through such insurance company. A fund will defer to an insurance company's policies only after the fund determines that the insurance company's frequent trading policies are reasonably designed to reduce the risk of market timing. Transactions by fund investors investing through such insurance company will be subject to the restrictions of the insurance company's frequent trading policies, which may differ from those of the funds. Fund investors should consult with their insurance company to determine the frequent trading restrictions that apply to their fund transactions.

The funds typically receive purchase, redemption and exchange orders from variable contracts through omnibus accounts. Omnibus accounts are accounts that aggregate customer transaction orders. Under these circumstances, it may be difficult or impossible for the fund to identify individual underlying account holder activity. It may not be clear when a person purchases a contract or policy that he or she is a market timer or might engage in excessive trading activity. In addition, certain contracts and policies by their terms may permit a minimum number of transfers per year. Moreover, inappropriate transfers may involve both a fund and a fund managed by a totally separate trust, with the result that the fund may not be best positioned to identify inappropriate transfers. Each fund anticipates that it will work actively with the issuers of contracts and policies to monitor and regulate trading activity. In the event that a fund detects what it believes may constitute inappropriate trading, the fund typically would notify the insurance company issuing the variable contract that is engaging in this trading. At that point, the fund may require the insurance company to provide certain fund investor transaction information to the fund and require the insurance company to restrict the fund investor from future purchases or exchanges in the fund. A fund's ability to impose restrictions with respect to accounts traded through particular intermediaries may vary depending on the systems' capabilities, applicable contractual and legal restrictions and cooperation of those intermediaries.

Although these methods are designed to discourage market timing, there can be no guarantee that the funds will be able to identify and restrict investors that engage in such activities. In addition, some of these methods are inherently subjective and involve judgment in their application. Each fund and its service providers seek to make these judgments and applications uniformly and in a manner that they believe is consistent with interests of each fund's long-term shareholders. The funds may amend these policies and procedures without prior notice in response to changing regulatory requirements or to enhance the effectiveness of the program.

The funds reserve the right to restrict, reject or cancel within a reasonable time, without prior notice, any purchase order for any reason.

Fair Value Pricing

The Board of Trustees has approved procedures to fair value the funds' securities when market prices are not "readily available" or are unreliable. For example, a fund may fair value a security when a security is de-listed or its trading is halted or suspended; when a security's primary pricing source is unable or unwilling to provide a price; when a security's primary trading market is closed during regular market hours; or when a security's value is materially affected by events occurring after the close of the security's primary trading market.

By fair valuing securities whose prices may have been affected by events occurring after the close of trading, the funds seek to establish prices that investors might expect to realize upon the current sales of these securities. This methodology is designed to deter "arbitrage" market timers, who seek to exploit delays between the change in the value of a fund's portfolio holdings and the net asset value of its shares, and help ensure that the prices at which the fund's shares are purchased and redeemed are fair and do not result in dilution of shareholder interest or other harm to shareholders.

The Valuation Designee makes fair value determinations in good faith in accordance with the fair value procedures approved by the Board of Trustees. Due to the subjective and variable nature of fair value pricing, there can be no assurance that a fund could obtain the fair value assigned to the security upon the sale of such security. The respective prospectuses for the underlying funds in which the funds invest explain the circumstances in which those funds will use fair value pricing and the effect of fair value pricing.

Methods to Meet Redemptions

Under normal market conditions, each fund expects to meet redemption orders by using holdings of cash/cash equivalents or by the sale of portfolio investments. In unusual or stressed market conditions or as the investment adviser determines appropriate, each fund may borrow through the fund's bank lines of credit or through the fund's interfund lending facility to meet redemption requests. Each fund may also utilize its custodian overdraft facility to meet redemptions, if necessary. Each fund also reserves the right to honor redemptions in liquid portfolio securities instead of cash when your redemptions over a 90-day period exceed \$250,000 or 1% of the fund's assets, whichever is less. You may be subject to market risk and you may incur transaction expenses and taxable gains in converting the securities to cash. In addition, a redemption in liquid portfolio securities would be treated as a taxable event for you and may result in the recognition of gain or loss for federal income tax purposes. Please note that this ability to make in-kind redemptions may be affected by agreements made with participating insurance companies.

Large Shareholder Redemptions

Certain accounts or Schwab affiliates may from time to time own (beneficially or of record) or control a significant percentage of a fund's shares. Redemptions by these shareholders of their holdings in a fund or large redemptions by several shareholders may impact the fund's liquidity and NAV. These redemptions may also force a fund to sell securities, which may negatively impact the fund's brokerage costs.

Distributions and Taxes

Each fund will distribute substantially all of its net investment income and capital gains, if any, to the participating insurance companies' separate accounts each year in June. Distributions are normally reinvested pursuant to elections by the separate accounts.

Each fund has elected to be taxed as a regulated investment company under Subchapter M of the Internal Revenue Code of 1986, as amended (the Code). The Code relieves a regulated investment company from certain Federal income tax and excise tax, if the company distributes substantially all of its net investment income and net realized capital gains.

In order to qualify as a regulated investment company, a fund must meet certain income limitation and asset diversification requirements under Section 851 of the Code. A fund must also meet asset diversification requirements under Section 817(h) of the Code and the related regulations issued by the Internal Revenue Service in order to be offered to life insurance company separate accounts supporting variable contracts. Each fund intends to comply with these diversification requirements.

For more information regarding the federal income tax consequences of investing in the funds, see "Federal Tax Information for the Funds" in the SAI. For information concerning the tax consequences of variable contract ownership, variable contract owners should consult the appropriate variable contract prospectus.

Additional Information About the Funds' Composite Indices

The VIT Balanced Composite Index is a custom blended index developed by Schwab Asset Management based on a comparable portfolio asset allocation and calculated using the following portion allocations effective April 28, 2023: 36.3% Bloomberg US Aggregate Bond Index, 9.0% Bloomberg US Treasury 1-3 Year Index, 4.0% Bloomberg US Treasury Bills 1-3 Month Index, 3.7% Bloomberg US Treasury Inflation-Linked Bond Index (Series-L), 3.3% Dow Jones Equity All REIT Capped Index, 25.9% Dow Jones U.S. Large Cap Total Stock Market Index, 2.8% Dow Jones U.S. Small Cap Total Stock Market Index, 2.0% FTSE All Emerging Index (Net), 11.0% FTSE Developed ex-U.S. Index (Net), 2.0% FTSE Developed Small Cap ex-U.S. Liquid Index (Net). From July 1, 2020 through April 27, 2023 the blended index was derived using the following allocations: 36.3% Bloomberg US Aggregate Bond Index, 9.0% Bloomberg US Treasury 1-3 Year Index, 4.0% Bloomberg US Treasury Bills 1-3 Month Index, 3.7% Bloomberg US Treasury Inflation-Linked Bond Index (Series-L), 6.0% Dow Jones Equity All REIT Capped Index, 19.0% Dow Jones U.S. Large Cap Total Stock Market Index, 4.0% Dow Jones U.S. Small Cap Total Stock Market Index, 5.0% FTSE All Emerging Index (Net), 11.0% FTSE Developed ex-U.S. Index (Net), 2.0% FTSE Developed Small Cap ex-U.S. Liquid Index (Net). From April 29, 2020 through June 30, 2020 the blended index was derived using the following allocations: 36.3% Bloomberg US Aggregate Bond Index, 9.0% Bloomberg US Treasury 1-3 Year Index, 4.0% Bloomberg US Treasury Bills 1-3 Month Index, 3.7% Bloomberg US Treasury Inflation-Linked Bond Index (Series-L), 6.0% Dow Jones U.S. Select REIT Index, 19.0% Dow Jones U.S. Large Cap Total Stock Market Index, 4.0% Dow Jones U.S. Small Cap Total Stock Market Index, 5.0% FTSE All Emerging Index (Net), 11.0% FTSE Developed ex-U.S. Index (Net), 2.0% FTSE Developed Small Cap ex-U.S. Liquid Index (Net). From June 8, 2016 through April 28, 2020 the blended index was derived using the following allocations: 2% Bloomberg Global Treasury ex- US Capped Index, 34% Bloomberg US Aggregate Bond Index, 15% Bloomberg US Treasury Bills 1-3 Month Index, 2% Bloomberg US Treasury Inflation-Linked Bond Index (Series-L), 3% Bloomberg Commodity Index, 6% Dow Jones U.S. Select REIT Index, 15% Dow Jones U.S. Large Cap Total Stock Market Index, 4% Dow Jones U.S. Small Cap Total Stock Market Index, 5% FTSE All Emerging Index (Net), 11% FTSE Developed ex-U.S. Index (Net), 2% FTSE Developed Small Cap ex-U.S. Liquid Index (Net), 1% Russell Microcap® Index. Prior to June 8, 2016, the composite index was derived using the following allocations: 15% Dow Jones U.S. Large Cap Total Stock Market Index, 4% Dow Jones U.S. Small-Cap Total Stock Market Index, 1% Russell Microcap Index, 11% FTSE Developed ex-US Index (Net), 2% FTSE Developed Small Cap ex-US Liquid Index (Net), 5% FTSE Emerging Index (Net), 6% Dow Jones U.S. Select REIT Index, 3% Dow Jones UBS Commodity Index, 2% Bloomberg US Treasury Inflation-Linked Bond Index (Series-L), 12% Bloomberg US Treasury 3-10 Year Index, 2% Bloomberg US Aggregate: Agencies Index, 6% Bloomberg US Credit Index, 13% Bloomberg US Mortgage Backed Securities Index, 2% Bloomberg Global Treasury ex- US Capped Index, 1% Bloomberg High Yield Bond Very Liquid Index, 15% Bloomberg US Treasury Bills 1-3 Month Index.

The VIT Balanced with Growth Composite Index is a custom blended index developed by Schwab Asset Management based on a comparable portfolio asset allocation and calculated using the following portion allocations effective April 28, 2023: 26.1% Bloomberg US Aggregate Bond Index, 3.9% Bloomberg US Treasury 1-3 Year Index, 4.0% Bloomberg US Treasury Bills 1-3 Month Index, 1.0% Bloomberg US Treasury Inflation-Linked Bond Index (Series-L), 4.6% Dow Jones Equity All REIT Capped Index, 34.0% Dow Jones U.S. Large Cap Total Stock Market Index, 4.2% Dow Jones U.S. Small Cap Total Stock Market Index, 3.2% FTSE All Emerging Index (Net), 16.0% FTSE Developed ex-US Index (Net), 3.0% FTSE Developed Small Cap ex-US Liquid Index (Net). From July 1, 2020 through April 27, 2023 the blended index was derived using the following allocations: 26.1% Bloomberg US Aggregate Bond Index, 3.9% Bloomberg US Treasury 1-3 Year Index, 4.0% Bloomberg US Treasury Bills 1-3 Month Index, 1.0% Bloomberg US Treasury Inflation-Linked Bond Index (Series-L), 6.0% Dow Jones Equity All REIT Capped Index, 27.0% Dow Jones U.S. Large Cap Total Stock Market Index, 6.0% Dow Jones U.S. Small Cap Total Stock Market Index, 6.0% FTSE All Emerging Index (Net), 17.0% FTSE Developed ex-US Index (Net), 3.0% FTSE Developed Small Cap ex-US Liquid Index (Net). From April 29, 2020 through June 30, 2020 the blended index was derived using the following allocations: 26.1% Bloomberg US Aggregate Bond Index, 3.9% Bloomberg US Treasury 1-3 Year Index, 4.0% Bloomberg US Treasury Bills 1-3 Month Index, 1.0% Bloomberg US Treasury Inflation-Linked Bond Index (Series-L), 6.0% Dow Jones U.S. Select REIT Index, 27.0% Dow Jones U.S. Large Cap Total Stock Market Index, 6.0% Dow Jones U.S. Small Cap Total Stock Market Index, 6.0% FTSE All Emerging Index (Net), 17.0% FTSE Developed ex-US Index (Net), 3.0% FTSE Developed Small Cap ex-US Liquid Index (Net). From June 8, 2016 through April 28, 2020 the blended index was derived using the following allocations: 1% Bloomberg Global Treasury ex- US Capped Index, 27% Bloomberg US Aggregate Bond Index, 5% Bloomberg US Treasury Bills 1-3 Month Index, 2% Bloomberg US Treasury Inflation-Linked Bond Index (Series-L), 4% Bloomberg Commodity Index, 6% Dow Jones U.S. Select REIT Index, 22% Dow Jones U.S. Large Cap Total Stock Market Index, 6% Dow Jones U.S. Small Cap Total Stock Market Index, 6% FTSE All Emerging Index (Net), 17% FTSE Developed ex-US Index (Net), 3% FTSE Developed Small Cap ex-US Liquid Index (Net), 1% Russell Microcap Index. Prior to June 8, 2016, the composite index was derived using the following allocations: 22% Dow Jones U.S. Large Cap Total Stock Market Index, 6% Dow Jones U.S. Small-Cap Total Stock Market Index, 1% Russell Microcap Index, 17% FTSE Developed ex-US Index (Net), 3% FTSE Developed Small Cap ex-US Liquid Index (Net), 6% FTSE Emerging Index (Net), 6% Dow Jones U.S. Select REIT Index, 4% Dow Jones UBS Commodity Index, 2% Bloomberg US Treasury Inflation-Linked Bond Index (Series-L), 9% Bloomberg US Treasury 3-10 Year Index, 2% Bloomberg US Aggregate: Agencies Index, 4% Bloomberg US Credit Index, 11% Bloomberg US Mortgage Backed Securities Index, 1% Bloomberg Global Treasury ex- US Capped Index, 1% Bloomberg High Yield Bond Very Liquid Index, 5% Bloomberg US Treasury Bills 1-3 Month Index.

The VIT Growth Composite Index is a custom blended index developed by Schwab Asset Management based on a comparable portfolio asset allocation and calculated using the following portion allocations effective April 28, 2023: 14.0% Bloomberg US Aggregate Bond Index, 4.0% Bloomberg US Treasury Bills 1-3 Month Index, 6.0% Dow Jones Equity All REIT Capped Index, 39.6% Dow Jones U.S. Large Cap Total Stock Market Index, 6.3% Dow Jones U.S. Small Cap Total Stock Market Index, 5.4% FTSE All Emerging Index (Net), 21.0% FTSE Developed ex-US Index (Net), 3.7% FTSE Developed Small Cap ex-US Liquid Index (Net). From July 1, 2020 through April 27, 2023 the blended index was derived using the following allocations: 14.0% Bloomberg US Aggregate Bond Index, 4.0% Bloomberg US Treasury Bills 1-3 Month Index, 6.0% Dow Jones Equity All REIT Capped Index, 35.0% Dow Jones U.S. Large Cap Total Stock Market Index, 7.0% Dow Jones U.S. Small Cap Total Stock Market Index, 8.0% FTSE All Emerging Index (Net), 21.0% FTSE Developed ex-US Index (Net), 5.0% FTSE Developed Small Cap ex-US Liquid Index (Net). From April 29, 2020 through June 30, 2020 the blended index was derived using the following allocations: 14.0% Bloomberg US Aggregate Bond Index, 4.0% Bloomberg US Treasury Bills 1-3 Month Index, 6.0% Dow Jones U.S. Select REIT Index, 35.0% Dow Jones U.S. Large Cap Total Stock Market Index, 7.0% Dow Jones U.S. Small Cap Total Stock Market Index, 8.0% FTSE All Emerging Index (Net), 21.0% FTSE Developed ex-US Index (Net), 5.0% FTSE Developed Small Cap ex-US Liquid Index (Net). From June 8, 2016 through April 28, 2020 the blended index was derived using the following allocations: 12% Bloomberg US Aggregate Bond Index, 5% Bloomberg US Treasury Bills 1-3 Month Index, 1% Bloomberg US Treasury Inflation-Linked Bond Index (Series-L), 4% Bloomberg Commodity Index, 6% Dow Jones U.S. Select REIT Index, 29% Dow Jones U.S. Large Cap Total Stock Market Index, 7% Dow Jones U.S. Small Cap Total Stock Market Index, 8% FTSE All Emerging Index (Net), 21% FTSE Developed ex-US Index (Net), 5% FTSE Developed Small Cap ex-US Liquid Index (Net), 2% Russell Microcap Index. Prior to June 8, 2016, the composite index was derived using the following allocations: 29% Dow Jones U.S. Large Cap Total Stock Market Index, 7% Dow Jones U.S. Small-Cap Total Stock Market Index, 2% Russell Microcap Index, 21% FTSE Developed ex-US Index (Net), 5% FTSE Developed Small Cap ex-US Liquid Index (Net), 8% FTSE Emerging Index (Net), 6% Dow Jones U.S. Select REIT Index, 4% Dow Jones UBS Commodity Index, 1% Bloomberg US Treasury Inflation-Linked Bond Index (Series-L), 5% Bloomberg US Treasury 3-10 Year Index, 2% Bloomberg US Credit Index, 5% Bloomberg US Mortgage Backed Securities Index, 5% Bloomberg US Treasury Bills 1-3 Month Index.

Notes

Schwab VIT Portfolios

To Learn More

This prospectus contains important information on the funds and should be read and kept for reference. You also can obtain more information from the following sources:

Annual and semiannual reports, which are sent to current fund investors, contain more information about the funds' holdings and detailed financial information about the funds. Annual reports also contain information from the funds' manager(s) about strategies, recent market conditions and trends and their impact on fund performance during the funds' last fiscal period.

The **Statement of Additional Information (SAI)** includes a more detailed discussion of investment policies and the risks associated with various investments. The SAI is incorporated by reference into the prospectus, making it legally part of the prospectus.

For a free copy of any of these documents or to request other information or ask questions about the funds, call Schwab Insurance Services at 1-888-311-4887 or Schwab Funds at 1-877-824-5615. In addition, you may visit the Schwab Funds' website at www.schwabassetmanagement.com/schwabfunds_prospectus for a free copy of a prospectus, SAI or an annual or semiannual report.

The SAI, the funds' annual and semiannual reports and other related materials are available from the EDGAR Database on the SEC's website (www.sec.gov). You can obtain copies of this information, after paying a duplicating fee, by sending a request by e-mail to publicinfo@sec.gov.